

DAFTAR PUSTAKA

Anggraini & Idarita. (2019). *Pengaruh Perawatan Metode Kangguru Terhadap Kenaikan Berat Badan Pada Bayi Berat Badan Lahir Rendah (Bblr) Di Rs Sekabupaten Kampar Tahun 2018*. Diakses pada tanggal 13 Agustus 2020. <file:///C:/Users/user/Downloads/420-762-1-SM.pdf>

Arif. (2015). *Metodologi Penelitian Kesehatan*. Jakarta:Kencana Predana Media

Grup

Arikunto, S. 2017. *Pengembangan Instrumen Penelitian dan Penilaian Program*.

Yogyakarta: Pustaka Pelajar

Backer et alo. 2020 Incubation period of 2019 novel coronavirus (2019-nCoV) infections among travellers from Wuhan, China, 20–28 January 2020.

Euro Surveill

Buchari & Alib. (2017). *Prinsip & Metode Epidemiologi*. Depok: Kencana

Burke RM, r5Midgley CM, Dratch A, Fenstersheib M, Haupt T, Holshue M, et al.

(2020). *Active monitoring of persons exposed to patients with confirmed COVID-19*. Diakses pada tanggal 28 Juli 2020.

<https://pubmed.ncbi.nlm.nih.gov/32134909/>

Breslin, N. et al. 2020. Coronavirus Disease 2019 Infection among Asymptomatic and Symptomatic Pregnant Women: Two Weeksof Confirmed



Presentations to an Affiliated Pair of New York City Hospitals.
Elsevier Public Health Emergency Collection

Detrick. 2020. Emergency Nursing Care of Patients With Novel Coronavirus
Disease 2019. *J Emerg Nurs*

Cao Q, Chen Y, Chen C, Chiu C. ScienceDirect SARS-CoV-2 infection in
children: transmission dynamics and clinical characteristics. *J Formos
Med Assoc.* 2020;10-R. <https://doi.org/10.1016/j.jfma.2020.02.009>

Cardenas. 2017. Viral Infection of the Placenta Leads to Fetal Inflammation and
Sensitization to Bacterial Products Predisposing to Preterm Labor.
Journal Immunology

Center For Disease Control and Prevention (CDC). (2020). *Coronavirus Disease
2019 (COVID-19)*. Diakses tanggal 22 Agustus 2020.
<https://www.cdc.gov/media/dpk/diseases-and-conditions/coronavirus/coronavirus-2020.html>



Chen H, Guo J, Wang C, Luo F, Yu X, Zhang W, et al. Clinical characteristics
and intrauterine vertical transmission potential of COVID-19 infection
in nine pregnant women: a retrospective review of medical records.
Lancet. 2020;395(10226):809-15. [https://doi.org/10.1016/S0140-6736\(20\)30360-3](https://doi.org/10.1016/S0140-6736(20)30360-3)

Chen Y, et al. (2020). Maternal and Infant Outcomes of Full-Term Pregnancy Combined with COVI-19 in Wuhan, China: Retrospective Case Series. *National Library of Medicine*


Debora, O. (2017). *Proses Keperawatan dan Pemeriksaan Fisik*. Jakarta: Salemba Medika

Dinkes Kota Padang. (2020). *Situasi Terkini Perkembangan Kasus Corona virus Disease (COVID-19) di Kota Padang*. Diakses pada tanggal 7 Juli 2020. <https://dinkes.padang.go.id/situasi-terkini-perkembangan-kasus-coronavirus-disease-COVID-19-di-kota-padang-07-juli-2020-update-pukul-1000-wib>

Dong Y, Mo X, Hu Y, Qi X, Jiang F, Jiang Z, et al. Epidemiological characteristics of 2143 pediatric patients with 2019 coronavirus disease in China epidemiology of COVID-19 among children in China. *Pediatrics*. 2020. <https://doi.org/10.1542/peds.2020-0702>.

Doremalen N, Bushmaker T, Morris DH, Holbrook MG, Gamble A, Williamson BN, et al. (2020). Aerosol and Surface Stability of SARS-CoV-2 as Compared with SARS-CoV-1. (2020). Diakses pada tanggal 28 Juli 2020. <https://pubmed.ncbi.nlm.nih.gov/32182409/>

Dubey, P. et al. 2020. Maternal and Neonatal Characteristics and Outcomes among COVID-19 Infected Women: An Update Systemic Review and



Meta-Analysis. *European Journal of Obstetrics & Gynecology and Reproductive Biology*

Du Z et. al, (2020). *Risk for Transportation of Coronavirus Disease from Wuhan to Other Cities in China*. Diakses pada tanggal 22 Agustus 2020.
<https://www.ncbi.nlm.nih.gov/pmc/articles/PMC7181905/>

Emiliana & Hanna. (2018). *Gambaran Penatalaksanaan Perawatan Bayi Prematur Di Ruang NICU di RSUD Sumbawa*. Diakses pada tanggal 6 September 2020.
<http://nersmid.org/index.php/nersmid/article/view/11/4>.

Gugus Tugas Percepatan Penanggulangan COVID-19. (2020). *Petunjuk Praktis Layanan Kesehatan Ibu Dan Bayi Baru Lahir Selama Pandemi COVID-19*. Diakses pada tanggal 13 Agustus 2020.
[file:///C:/Users/user/Downloads/Protokol B-4 Petunjuk Praktis Layanan Kesehatan Ibu dan BBL pada Masa Pandemi COVID-19.pdf](file:///C:/Users/user/Downloads/Protokol_B-4_Petunjuk_Praktis_Layanan_Kesehatan_Ibu_dan_BBL_pada_Masa_Pandemi_COVID-19.pdf)



Haiyan, et al.2020. Clinical and Epidemiological Features of 36 Neonatal with Coronavirus Disease 2019 (COVID-19) In Zheijiang, China: an Observational Cohort Study. *ELSEVIER*

Harriel et al. 2020. Management of Neonates After Post Partum Discharge and All Children in the Ambulator Setting during the COVID-19 Pandemic. *Journal of Pediatric*

IDAI. (2020). *Panduan Klinis Tata Laksana COVID-19 Pada Anak*. Diakses pada tanggal 21 agustus 2020. <https://www.idai.or.id/about-idai/idai-statement/panduan-klinis-tata-laksana-COVID-19-pada-anak>

Ikatan Dokter Anak Indonesia (IDAI). 2020. *Panduan Klinis Tatalaksana COVID-19 Pada Anak*. Ed. 2. UKK IPT: PPI

Joko. (2017). *Buku saku Metodologi Penelitian Kesehatan*. Sulawesi Tenggara:


Violet Indah sejaitera

Juan, J. et al. 2020. Effect of Coronavirus Disease 2019 (COVID-19) on Maternal, Perinatal, and Neonatal Outcome: Systematic Review. *National Library of Medicine*

Kemenkes RI. (2020). *Infeksi Emerging*. Diakses tanggal 7 Juli 2020. https://covid19.kemkes.go.id/category/situasi-infeksi-emerging/info-corona-virus/#X1cNK1X7Q_4

Kemenkes RI. (2020). *Pedoman Kesiapsiagaan Menghadapi Coronavirus Disesase (COVID-19)*. Diakses pada tanggal 13 Agustus 2020. [https://www.kemkes.go.id/resources/download/info-terkini/COVID-19%20dokumen%20resmi/2%20Pedoman%20Pencegahan%20dan%20Pengendalian%20Coronavirus%20Disease%20\(COVID-19\).pdf](https://www.kemkes.go.id/resources/download/info-terkini/COVID-19%20dokumen%20resmi/2%20Pedoman%20Pencegahan%20dan%20Pengendalian%20Coronavirus%20Disease%20(COVID-19).pdf)

Kemenkes RI. (2020). *Sehat Negeriku*. Diakses pada tanggal 7 Juli 2020. <http://sehatnegeriku.kemkes.go.id/baca/rilis->



[media/20200315/3633379/status-wabah-corona-indonesia-ditetapkan-bencana-nasional/](https://www.kemkes.go.id/media/20200315/3633379/status-wabah-corona-indonesia-ditetapkan-bencana-nasional/)

Kemenkes RI. 2020. Pedoman Pelayanan Antenatal, Persalinan, Nifas dan Bayi Baru Lahir Di Era Adaptasi Kebiasaan Baru. Revisi 2. 614.58ind.p


Kementerian Kesehatan Republik Indonesia. (2020). Pedoman Pencegahan dan Pengendalian Coronavirus Disease (COVID-19). . Di akses pada tanggal 24 Agustus 2020 di <https://covid19.go.id/p/protokol/pedoman-pencegahan-dan-pengendalian-coronavirus-disease-COVID-19-revisi-ke-5>

Koga, et al. 2019. Activation Of TLR3 In The Trophoblast is Associated with Preterm Delivery. *Journal Reproduction and Immunology*

Kwon. 2018. New Insights into the Relationship between Viral Infection and Pregnancy Complications. *Journal Reproduction Immunology*

Lu, et al. 2020. SARS-CoV-2 Infection in Children. *The New England Journal of Medicine*

Mathew, S.J., Mathankumar, S., & Vaishnodevi, S. (2015). *Portable Neonatal Intensive Care Unit*. International Journal of Innovative Research in Science, Engineering, and Technology, 4 (5), 3699-3703. doi: 10.15680/IJIRSET.2015.0405123



Nugrahani. (2017). Analisis Mortalitas Neonatus di NICU RSD dr. SoebandiJember. Di akses pada tanggal 6 September 2020. <https://repository.unej.ac.id/handle/123456789/89917>

Nguyen. 2020 2019 Novel Coronavirus Disease (COVID-19): Paving the Road for Rapid Detection and Point-of-Care Diagnostics. *J Microdemicine*

Nursalam. (2016). *Metodologi penelitian ilmu keperawatan*. Jakarta :Salemba Medika


Oeser, et al . 2020. PCR for Detection of Pathogen in Neonatal Early Onset Sepsis. *Journal of Pediatric*

POGI. 2020. Rekomendasi Penanganan Infeksi Virus Corona (Covid-19) Pada Maternal (Hamil, Bersalin Dan Nifas).

Portal Resmi Provinsi Sumatera Barat. (2020). *Data Pantauan Coronavirus Disease (COVID-19)*. Diakses pada tanggal 27 Agustus 2020. <https://www.sumbarprov.go.id>

Quinn, C.E., Sivasubramaniam, P., Blevins, M., Al Hajajra, A., Znait, A., Khuri, B., et.al. (2016). Risk factors for Neonatal Intensive Care Unit admission in Amman. *Jordan Eastern Mediterranean Health Journal*, 22 (3), 163-174.

Rekam Medis RSUP Dr. M. Djamil Padang. (2020). *Data Kasus PDP di Ruang Isolasi Neonatologi 2020*.



Risna & Sri. (2017). Faktor-Faktor Risiko Neonatus Dirawat Di Ruang Nicu (Neonatal Intensive Care Unit). Diakses pada tanggal 6 September 2020. <file:///C:/Users/user/Downloads/4316-14399-1-PB.pdf>

Rose et al. 2020. Novel Coronavirus disease (COVID-19) in newborns and infants: what we know so far. *Italian Journal of pediatrics*

RSUP DR. M. DJAMIL. 2018. Buku Pedoman Pelayanan Perinatologi/PICU/NICU Padang

RSIA Bunda. *Perawatan Bayi di Ruang NICU/PICU*. (2018). Diakses pada tanggal 6 September 2020. <https://www.bunda.co.id/web/rsiabundajakarta/post/detail/76>

Sandu & Ali. (2015). *Dasar Metodologi Penelitian*. Yogyakarta:Literasi Media Publishing.

Shalish et al. 2020. COVID-19 and Neonatal Respiratory Care : Current Evidence and Practical Approach. *American Journal of Perinatology*.

Shen . 2020 Novel coronavirus infection in children outside of Wuhan, China. *Pediatric Pulmonologi*

Shereen, et al. (2020) *COVID-19 Infection: Origin, Transmission, And Characteristics Of Human Coronaviruses*. Diakses pada tanggal 22 agustus 2020. <https://pubmed.ncbi.nlm.nih.gov/32257431/>



Sugiyono. (2017). *Metode Penelitian Kuantitatif, Kualitatif, dan R&D*. Bandung : Alfabeta, CV

Swhwat et al, 2020 Perinatal COVID-19: review of current evidence and practical approach towards prevention and management. *European Journal of Pediatrics*

Trevisanuto. 2020. Coronavirus Infection in Neonates: a Systematic Review. *Arch Dis Child Fetal Neonatal*

Vivanti, et al. 2020. Transplacental Transmission of SARS-CoV-2 Infection. *Nature Communication*.

Wang L, Shi Y, Xiao T, Fu J, Feng X, Mu D, et al. Chinese expert consensus on the perinatal and neonatal management for the prevention and control of the 2019 novel coronavirus infection (first edition). *Ann Transl Med*. 2020; 8:47. <https://doi.org/10.21037/atm.2020.02.20>

Wong. (2015). *Buku ajar Keperawatan Pediatric*. Jakarta: EGC

World Health Organization (WHO). (2020). *Coronavirus Disease (COVID-19)*. Diakses pada tanggal 24 Agustus 2020. <https://www.who.int/health-topics/coronavirus>.

World Health Organization (WHO). (2020). *Tata Laksana Klinik Infeksi Saluran Peranasan Akut Berat (SARI) suspek penyakit COVID-19*. Di akses pada tanggal 24 Agustus 2020.



World Health Organization (WHO). (2020). *WHO Coronavirus Disease (COVID-19) Dashboard*. Diakses pada tanggal 24 Agustus 2020. <https://covid19.who.int/>

World Health Organization. WHO: novel coronavirus (COVID-19) situation. Accessed on 7 April 2020. <https://who.sprinklr.com/>

Xie, J. et al. 2020. Association between Ambient Temperature and COVID-19 Infection in 122 Cities from China. ELSEVIER. *Public Health Emergency Collection*

Yan, J. et al. 2020. Coronavirus Disease 2019 in Pregnant Women: A Report Based on 116 Cases. *American Journal Obstetrics & Gynecology*

Yang, et al. 2020 Corona Virus Disease 2019, a growing threat to children?. *Journal of Infection*. Doi: <http://doi.org/10.1016/j.jinf.2020.02.024>

Zeng L, Xia S, Yuan W, Yan K, Xiao F, Shao J, et al. . Neonatal early-onset infection with SARS-CoV-2 in 33 neonates born to mothers with COVID-19 in Wuhan, China. *JAMA Pediatr.* (2020). [10.1001/jamapediatrics.2020.0878](https://doi.org/10.1001/jamapediatrics.2020.0878). [Epub ahead of print]

