

## DAFTAR PUSTAKA

- [National Guidelines For The Prevention And Control Of Diabetes In Primary Care(2018)]. (2018). *Zhonghua nei ke za zhi*, 57(12), 885–893. <https://doi.org/10.3760/cma.j.issn.0578-1426.2018.12.003>
- Abdel-Moneim, A., Abdel-Reheim, E. S., Semmler, M., & Addaleel, W. (2019). The Impact of Glycemic Status and Metformin Administration on Red Blood Cell Indices and Oxidative Stress in Type 2 Diabetic Patients. *The Malaysian Journal of Medical Sciences : MJMS*, 26(4), 47–60. <https://doi.org/10.21315/mjms2019.26.4.6>
- Abuqwider, J., Altamimi, M., & Mauriello, G. (2022). Limosilactobacillus Reuteri In Health And Disease. *Microorganisms*, 10(3), 1–17. <https://doi.org/10.3390/microorganisms10030522>
- Acosta-Montaño, P., Rodríguez-Velázquez, E., Ibarra-López, E., Frayde-Gómez, H., Mas-Oliva, J., Delgado-Coello, *et al.* (2019). Fatty Acid And Lipopolysaccharide Effect On Beta Cells Proteostasis And Its Impact On Insulin Secretion. *Cells*, 8(8). <https://doi.org/10.3390/cells8080884>
- Aguilar Diaz De Leon, J., & Borges, C. R. (2020). Evaluation of Oxidative Stress in Biological Samples Using the Thiobarbituric Acid Reactive Substances Assay. *Journal of Visualized Experiments : jove*, 159. <https://doi.org/10.3791/61122>
- Alexandra, F. D., Frethernety, A., & Martani, N. S. (2023). *Oxidative Stress In Streptozotocin-Induced Rats And The Role Of Uncaria Gambir (W.Hunter) Roxb. As Antioxidants*. 2015, 353–365.
- American Diabetes Association Professional Practice Committee. (2022). Classification And Diagnosis Of Diabetes - Standards Of Medical Care In Diabetes — 2022. *Diabetes Care*, 45(Suppl), 517–538.
- Amioka, N., Miyoshi, T., Otsuka, H., Yamada, D., Takaishi, A., Ueda, *et al.* (2019). Serum Malondialdehyde Modified Low Density Lipoprotein Levels On Admission Predict Prognosis In Patients With Acute Coronary Syndrome Undergoing Percutaneous Coronary Intervention. *Journal of Intensive Cardiology*, 74(3), 258–266. <https://doi.org/10.1016/j.jicc.2019.02.012>
- Ansori, F. Al, Lipoeto, N. I., & Julizar. (2020). Pengaruh Pemberian Kawa Daun Gambir Terhadap Kadar Malondialdehid Jaringan Hati Mencit Diabetes Yang Diinduksi Aloksan. *Jurnal Ilmu Kesehatan Indonesia*, 1(1), 1–6. <https://doi.org/10.25077/jikesi.v1i1.18>
- Asmira, S., Nurhamidah, N., & Analdi, A. (2020). *Aktivitas Antioksidan Dan Total Fenol Pada Kopi Kawa Daun Yang Berpotensi Sebagai Alternative Pangan Fungsional*. <https://api.semanticscholar.org/corpusid:225379909>
- Badriyya, E., Rahmita, S., Rachmaini, F., & Abdillah, R. (2024). Malondialdehyde And TNF- A Lowering Effects Of Purified Gambier ( Uncaria Gambir Roxb .) In Diabetic Rats. *Journal Of Ayurveda And Integrative Medicine*, 15(1), 100855. <https://doi.org/10.1016/j.jaim.2023.100855>

Bernatoniene, J., & Kopustinskiene, D. M. (2018). The Role Of Catechins In Cellular Responses To Oxidative Stress. *Molecules*, 23(4), 1–11. <https://doi.org/10.3390/Molecules23040965>

Black, H. S. (2022). A Synopsis Of The Associations Of Oxidative Stress, ROS, And Antioxidants With Diabetes Mellitus. *Antioxidants (Basel, Switzerland)*, 11(10). <https://doi.org/10.3390/antiox11102003>

Buczyńska, A., Sidorkiewicz, I., Krętowski, A. J., & Adamska, A. (2024). Examining The Clinical Relevance Of Metformin As An Antioxidant Intervention. *Frontiers In Pharmacology*, 15(February), 1–12. <https://doi.org/10.3389/fphar.2024.1330797>

Burgos-Morón, E., Abad-Jiménez, Z., Marañón, A. M. De, Iannantuoni, F., Escribano-López, I., Al., López-Domènech, *et al.* (2019). Relationship Between Oxidative Stress, ER Stress, And Inflammation In Type 2 Diabetes: The Battle Continues. *Journal Of Clinical Medicine*, 8(9). <https://doi.org/10.3390/jcm8091385>

Campbell, C., Kandalgaonkar, M. R., Golonka, R. M., Yeoh, B. S., Vijay-Kumar, M., & Saha, P. (2023). Crosstalk Between Gut Microbiota And Host Immunity: Impact On Inflammation And Immunotherapy. *Biomedicines*, 11(2). <https://doi.org/10.3390/biomedicines11020294>

Campos-Shimada, L. B., Hideo Gilghioni, E., Fernandes Garcia, R., Rizato Martins-Maciél, E., Luiza Ishii-Iwamoto, E., & Luzia Salgueiro-Pagadigorria, C. (2020). Superoxide Dismutase: A Review And A Modified Protocol For Activities Measurements In Rat Livers. *Archives Of Physiology And Biochemistry*, 126(4), 292–299. <https://doi.org/10.1080/13813455.2018.1520891>

Chan, M. (2016). Global Report On Diabetes. *Isbn*, 978(April), 6–86. <https://www.who.int/publications/i/item/9789241565257>

Chaudhury, A., Davoor, C., Reddy Dendi, V. S., Kraleti, S., Chada, A., Ravilla, R., *et al.* (2017). Clinical Review Of Antidiabetic Drugs: Implications For Type 2 Diabetes Mellitus Management. *Frontiers In Endocrinology*, 8, 6. <https://doi.org/10.3389/fendo.2017.00006>

Chen, B., Zhang, W., Jin, C., & Zhang, L. (2022). A Comprehensive Review On Beneficial Effects Of Catechins On Secondary Mitochondrial Diseases. *International Journal Of Molecular Sciences*, 23(19). <https://doi.org/10.3390/ijms231911569>

Chen, C.-N., Chang, K.-C., Lin, R.-F., Wang, M.-H., Shih, R.-L., Tseng, H.-C., *et al.* (2016). Nitric Oxide Pathway Activity Modulation Alters The Protective Effects Of (-)Epigallocatechin-3-Gallate On Reserpine-Induced Impairment In Rats. *Behavioural Brain Research*, 305, 198–211. <https://doi.org/10.1016/j.bbr.2016.02.038>

Chen, J., Li, R., Knapp, S., Zhu, G., Whitener, R. L., Leiter, E. H., *et al.* (2022). Intergenomic And Epistatic Interactions Control Free Radical Mediated Pancreatic B-Cell Damage. *Frontiers In Genetics*, 13, 994501. <https://doi.org/10.3389/fgene.2022.994501>

Cordiano, R., Di Gioacchino, M., Mangifesta, R., Panzera, C., Gangemi, S., & Minciullo, P.

L. (2023). Malondialdehyde As A Potential Oxidative Stress Marker For Allergy-Oriented Diseases: An Update. *Molecules (Basel, Switzerland)*, 28(16). <https://doi.org/10.3390/molecules28165979>

Darenskaya, M. A., Kolesnikova, L. I., & Kolesnikov, S. I. (2021). Oxidative Stress: Pathogenetic Role In Diabetes Mellitus And Its Complications And Therapeutic Approaches To Correction. *Bulletin Of Experimental Biology And Medicine*, 171(2), 179–189. <https://doi.org/10.1007/s10517-021-05191-7>

Defri, I., Palupi, N. S., Wahyudi, S. T., & Yuliana, N. D. (2022). Antioxidant Analysis Of Kawa Daun (Coffea Canephora) Beverage By In Vitro And In Silico Approaches. *Indonesian Journal Of Chemistry*, 22(2), 374–386. <https://doi.org/10.22146/ijc.69422>

Deswati, Afriani, T., & Salsabila, N. B. (2022). Manfaat Antioksidan Dari Tanaman Gambir (Uncaria Gambir Roxb) Untuk Kesehatan, Kosmetik, Dan Pangan (Literature Review). *Jurnal Ilmu Kesehatan Masyarakat*, IX(2), 6–13.

Dinkes Padang. (2022). Laporan Tahunan Tahun 2021 Edisi Tahun 2022. *Dinkes Padang*, <https://dinkes.padang.go.id/laporan-tahunan-tahun->

Do Socorro Chagas, M. S., Behrens, M. D., Moragas-Tellis, C. J., Penedo, G. X. M., Silva, A. R., & Gonçalves-De-Albuquerque, C. F. (2022). Flavonols And Flavones As Potential Anti-Inflammatory, Antioxidant, And Antibacterial Compounds. *Oxidative Medicine And Cellular Longevity*, 2022. <https://doi.org/10.1155/2022/9966750>

Dos Santos, J. M., Tewari, S., & Mendes, R. H. (2019). The Role Of Oxidative Stress In The Development Of Diabetes Mellitus And Its Complications. *Journal Of Diabetes Research*, 2019, 10–12. <https://doi.org/10.1155/2019/4189813>

Eguchi, N., Vaziri, N. D., Dafoe, D. C., & Ichii, H. (2021). The Role Of Oxidative Stress In Pancreatic  $\beta$  Cell Dysfunction In Diabetes. *International Journal Of Molecular Sciences*, 22(4). <https://doi.org/10.3390/ijms22041509>


Fadhilah, Z. H., Perdana, F., & Syamsudin, R. A. M. R. (2021). Review: Telaah Kandungan Senyawa Katekin Dan Epigallocatekin Galat (EGCG) Sebagai Antioksidan Pada Berbagai Jenis Teh. *Jurnal Pharmascience*, 8(1), 31. <https://doi.org/10.20527/jps.v8i1.9122>

Faraj, S. S., & Jalal, P. J. (2023). IL1 $\beta$ , IL-6, And TNF- $\alpha$  Cytokines Cooperate To Modulate A Complicated Medical Condition Among COVID-19 Patients: Case-Control Study. *Annals Of Medicine & Surgery*, 85(6), 2291–2297. <https://doi.org/10.1097/ms9.0000000000000679>

Firdausni, F., Yeni, G., Failisnur, F., & Kamsina, K. (2019). Karakteristik Pewarna Alam Gambir (Uncaria Gambir Roxb) Untuk Produk Pangan. *Jurnal Litbang Industri*, 9(2), 89. <https://doi.org/10.24960/jli.v9i2.5682.89-96>

Flieger, J., Flieger, W., Baj, J., & Maciejewski, R. (2021). Antioxidants: Classification, Natural Sources, Activity/Capacity Measurements, And Usefulness For The Synthesis Of Nanoparticles. *Materials (Basel, Switzerland)*, 14(15). <https://doi.org/10.3390/ma14154135>



- Galicía-García, U., Benito-Vicente, A., Jebari, S., Larrea-Sebal, A., Siddiqi, H., Uribe, K. B., *et al.* (2020). Pathophysiology Of Type 2 Diabetes Mellitus. *International Journal Of Molecular Sciences*, 21(17), 1–34. <https://doi.org/10.3390/ijms21176275>
- González, P., Lozano, P., Ros, G., & Solano, F. (2023). Hyperglycemia And Oxidative Stress: An Integral, Updated And Critical Overview Of Their Metabolic Interconnections. *International Journal Of Molecular Sciences*, 24(11). <https://doi.org/10.3390/ijms24119352>
- Hamudin, A., & Atik, N. (2021). Mechanism Of Action Of Metformin As An Anti-Aging Agent: A Literature Review. *Intisari Sains Medis*, 12(2), 453–458. <https://doi.org/10.15562/ism.v12i2.1058>
- Hosseinfard, E. S., Bavafa-Valenli, K., Saghafi-Asl, M., & Morshedi, M. (2020). Antioxidative And Metabolic Effects Of Lactobacillus Plantarum, Inulin, And Their Synbiotic On The Hypothalamus And Serum Of Healthy Rats. *Nutrition And Metabolic Insights*, 13. <https://doi.org/10.1177/1178638820925092>
- Husna, F., Suyatna, F. D., Arozal, W., & Purwaningsih, E. H. (2019). Model Hewan Coba Pada Penelitian Diabetes. *Pharmaceutical Sciences And Research*, 6(3), 131–141. <https://doi.org/10.7454/psr.v6i3.4531>
- Ighodaro, O. M. (2018). Molecular Pathways Associated With Oxidative Stress In Diabetes Mellitus. *Biomedicine And Pharmacotherapy*, 108(August), 656–662. <https://doi.org/10.1016/j.biopha.2018.09.058>
- Ighodaro, O. M., Adeosun, A. M., & Akinloye, O. A. (2017). Alloxan-Induced Diabetes, A Common Model For Evaluating The Glycemic-Control Potential Of Therapeutic Compounds And Plants Extracts In Experimental Studies. *Medicina (Lithuania)*, 53(6), 365–374. <https://doi.org/10.1016/j.medic.2018.02.001>
- International Diabetes Federation. (2021). *IDF Diabetes Atlas IDF Diabetes Atlas* (E. J. Boyko, D. J. Magliano, S. Karuranga, L. Piemonte, P. Riley, P. Saeedi, & H. Sun (Eds.); 10TH EDITION). International Diabetes Federation.
- Irianti, T., Mada, U. G., Ugm, S., Mada, U. G., Nuanto, S., Mada, U. G., *et al.* (2017). Antioksidan. *November 2018*. 
- Ito, F., Sono, Y., & Ito, T. (2019). Measurement And Clinical Significance Of Lipid Peroxidation As A Biomarker Of Oxidative Stress: Oxidative Stress In Diabetes, Atherosclerosis, And Chronic Inflammation. *Antioxidants*, 8(3), 72. <https://doi.org/10.3390/antiox8030072>
- Juan, C. A., Pérez De La Lastra, J. M., Plou, F. J., & Pérez-Lebeña, E. (2021). The Chemistry Of Reactive Oxygen Species (ROS) Revisited: Outlining Their Role In Biological Macromolecules (DNA, Lipids And Proteins) And Induced Pathologies. *International Journal Of Molecular Sciences*, 22(9). <https://doi.org/10.3390/ijms22094642>
- Kadri, H., Muhammad, A., & Julizar. (2019). The Effect Of Kawa Daun Gambir (Uncaria Gambir Roxb.) On The Malondialdehyde (MDA) Level Of Heart Alloxan Induced Hyperglycemic. *3rd International Conference On Security In Food, Renewable Resources, And Natural Medicine*, 9–14.

Kemenkes RI. (2018). Hasil Riset Kesehatan Dasar Tahun 2018. *Kementrian Kesehatan RI*, 53(9), 1689–1699.

Kerper, N., Ashe, S., & Hebrok, M. (2022). Pancreatic B-Cell Development And Regeneration. *Cold Spring Harbor Perspectives In Biology*, 14(5). <https://doi.org/10.1101/cshperspect.a040741>

Kunath, B. J., Hickl, O., Queirós, P., Martin-Gallausiaux, C., Lebrun, L. A., & Halder, *et al.* (2022). Alterations Of Oral Microbiota And Impact On The Gut Microbiome In Type 1 Diabetes Mellitus Revealed By Integrated Multi-Omic Analyses. *Microbiome*, 10(1), 1–18. <https://doi.org/10.1186/s40168-022-01435-4>

Kurniawan, R. T. (2020). Identifikasi Dan Karakterisasi Morfologi Gambir Liar (*Uncaria Gambir* (Hunter) Roxb.) Di Kota Pekanbaru. *Universitas Islam Negeri Sultan Syarif Kasim Riau*. <http://repository.uin-suska.ac.id/34876>

Laurence & Bacharach A.L. (1964). *Evaluation Of Drug Activities Pharmacometrics, Volume 1*. Academic Press. <https://doi.org/https://doi.org/10.1016/c2013-0-12092-2>

Ligita, T., Wicking, K., Francis, K., Harvey, N., & Nurjannah, I. (2019). How People Living With Diabetes In Indonesia Learn About Their Disease: A Grounded Theory Study. *Plos ONE*, 14(2), 1–19. <https://doi.org/10.1371/journal.pone.0212019>

Longkumer, S., Jamir, A., Kechu, M., & Ezung, S. (2021). Alloxan Monohydrate Induced Diabetes: A Comprehensive Review. *International Journal Of Innovative Life Sciences*, May 2022. [https://www.researchgate.net/publication/360438680\\_alloxan\\_monohydrate\\_induced\\_diabetes\\_a\\_comprehensive\\_review\\_introduction](https://www.researchgate.net/publication/360438680_alloxan_monohydrate_induced_diabetes_a_comprehensive_review_introduction)

Lv, Z., & Guo, Y. (2020). Metformin And Its Benefits For Various Diseases. *Frontiers In Endocrinology*, 11, 191. <https://doi.org/10.3389/fendo.2020.00191>

Marlinda. (2018). Identifikasi Kadar Katekin Pada Gambir (*Uncaria Gambier* Roxb). *Jurnal Optimalisasi*, 4(1), 47–53.

Marrif, H. I., & Al-Sinouni, S. I. (2016). Pancreatic B Cell Mass Death. *Frontiers In Pharmacology*, 7, 83. <https://doi.org/10.3389/fphar.2016.00083>

Morales, M., & Munné-Bosch, S. (2019). Malondialdehyde: Facts And Artifacts. In *Plant Physiology* (Vol. 180, Issue 3, Pp. 1246–1250). <https://doi.org/10.1104/pp.19.00405>

Mraz, M. (2016). Antioxidant: Cu/Zn Superoxide Dismutase (SOD1). In D. K. Haas (Ed.), *Libretxts CHEMISTRY*. Saint Mary's College In Notre Dame, IN. [https://chem.libretxts.org/courses/saint\\_marys\\_college\\_notre\\_dame\\_in/chem\\_342%3a\\_bioinorganic\\_chemistry/readings/metals\\_in\\_biological\\_systems\\_\(saint\\_mary's\\_college\)/antioxidant%3a\\_cu\\_zn\\_superoxide\\_dismutase\\_\(sod1\)](https://chem.libretxts.org/courses/saint_marys_college_notre_dame_in/chem_342%3a_bioinorganic_chemistry/readings/metals_in_biological_systems_(saint_mary's_college)/antioxidant%3a_cu_zn_superoxide_dismutase_(sod1))

Munggari, I. P., Kurnia, D., Deawati, Y., & Julaha, E. (2022). Current Research Of Phytochemical, Medicinal And Non-Medicinal Uses Of *Uncaria Gambir* Roxb.: A Review. *Molecules* (Basel, Switzerland), 27(19). <https://doi.org/10.3390/molecules27196551>



Munjiati, N. E. (2021). Pengaruh Pemberian Streptozotocin Dosis Tunggal Terhadap Kadar Glukosa Tikus Wistar (*Rattus Norvegicus*). *Meditory: The Journal Of Medical Laboratory*, 9(1), 62–67. <https://doi.org/10.33992/m.v9i1.1330>

National Center For Biotechnology-Information. (2024). *Pubchem Compound Summary For CID 73160, (-)-Catechin*. <https://pubchem.ncbi.nlm.nih.gov/compound/catechin>.

Novita, R., Kasim, A., Anggraini, T., & Putra, D. P. (2018). Kahwa Daun: Traditional Knowledge Of A Coffee Leaf Herbal Tea From West Sumatera, Indonesia. *Journal Of Ethnic Foods*, 5(4), 286–291. <https://doi.org/10.1016/j.jef.2018.11.005>

Oktavia, N. S., & Andrianus, F. (2022). Analisis Green Growth Petani Gambir Di Kecamatan Bukik Barisan Kabupaten Lima Puluh Kota Sumatera Barat. *Ekonomikawan: Jurnal Ilmu Ekonomi Dan Studi Pembangunan*, 22(1), 100–118. <https://doi.org/10.30596/ekonomikawan.v22i1.9301>

Omoruyi, F., Sparks, J., Stennett, D., & Dilworth, L. (2020). *Chapter 40 - Superoxide Dismutase As A Measure Of Antioxidant Status And Its Application To Diabetes* (V. R. B. T.-D. (Second E. Preedy (Ed.); Pp. 409–417). Academic Press. <https://doi.org/10.1016/b978-0-12-815776-3.00041-3>

Pane, Y. S. (2018). Perubahan Kadar Malondialdehyde (MDA), Superoxide Dismutase (SOD) Dan Glukosa Darah (KGD) Pasca Pemberian Ekstrak Gambir (*Uncaria Gambir ROXB*) Pada Penderita Diabetes Melitus Tipe 2. *Repositori Institusi Universitas Sumatera Utara (RI-USU)*. <http://repositori.usu.ac.id/handle/123456789/11258>

Papac-Milicevic, N., Busch, C. J.-L., & Binder, C. J. (2016). Malondialdehyde Epitopes As Targets Of Immunity And The Implications For Atherosclerosis. *Advances In Immunology*, 131, 1–59. <https://doi.org/10.1016/bs.ai.2016.02.001>


Putri, S. M. (2013). Usaha Gambir Rakyat Di Lima Puluh Kota , Sumatera Barat 1833-1930 Alam Minangkabau Dan Lima Puluh Kota. *Lembaran Sejarah*, 10(2), 149–163.

Rahmi, Mellina; Sukmaria, Rauza; Yetti, H. (2021). Pengaruh Pemberian Isolat Katekin Gambir (*Uncaria Gambir Roxb*) Terhadap Kadar Malondialdehid (Mda) Serum Dan Aktivitas Katalase Tikus Putih Galus Wistar Jantan Dengan Diet Tinggi Lemak. *Jurnal Kedokteran Andalas*, 3(2), 6. <http://scholar.unand.ac.id/97843/>

Rauf, A., Rahmawaty, & Siregar, A. Z. (2015). The Condition Of *Uncaria Gambir Roxb*. As One Of Important Medicinal Plants In North Sumatra Indonesia. *Procedia Chemistry*, 14, 3–10. <https://doi.org/10.1016/j.proche.2015.03.002>

Rhoades, N., Mendoza, N., Jankeel, A., Sureshchandra, S., Alvarez, A. D., Doratt, B., et al. (2019). Altered Immunity And Microbial Dysbiosis In Aged Individuals With Long-Term Controlled HIV Infection. *Frontiers In Immunology*, 10(MAR), 1–13. <https://doi.org/10.3389/fimmu.2019.00463>

Rita, R. S., & Sy, E. (2021). *Syzygium Cumini* Leaves Extract From West Sumatra Indonesia Alleviate Oxidative Stress By Decreasing Malondialdehyde Level And Enhancing Catalase Activity In Rat Induced By Lead Acetate. *Pharmacognosy Journal*, 13(6), 1408–1412. <https://doi.org/10.5530/PJ.2021.13.178>



- Rojas, J., Bermudez, V., Palmar, J., Martínez, M. S., Olivar, L. C., Nava, M., *et al.* (2018). Pancreatic Beta Cell Death: Novel Potential Mechanisms In Diabetes Therapy. *Journal Of Diabetes Research*, 2018(Dm). <https://doi.org/10.1155/2018/9601801>
- Rudrapal, M., Khairnar, S. J., Khan, J., Dukhyil, A. Bin, Ansari, M. A., Alomary, M. N., Alshabrm, F. M., *et al.* (2022). Dietary Polyphenols And Their Role In Oxidative Stress-Induced Human Diseases: Insights Into Protective Effects, Antioxidant Potentials And Mechanism(S) Of Action. *Frontiers In Pharmacology*, 13(February). <https://doi.org/10.3389/fphar.2022.806470>
- Salazar, J., Angarita, L., Morillo, V., Navarro, C., Martínez, M. S., Chacín, M., *et al.* (2020). Microbiota And Diabetes Mellitus: Role Of Lipid Mediators. *Nutrients*, 12(10), 1–22. <https://doi.org/10.3390/nu12103039>
- Sapra, A., Vaqar, S., & Bhandari, P. (2021). *Diabetes Mellitus*. PMID: 31855345.
- Sastroasmoro, S. (2014). *Dasar-Dasar Metodologi Penelitian Klinis* (S. Sastroasmoro (Ed.); Fifth Edit). Sagung Seto. Uri: <https://lib.ii.ac.id/detail.jsp?id=20397919>
- Sebayang, L., & Afni Hardyani, M. (2020). The Morphology Characteristics Of Plant Gambir (*Uncaria Gambire* Roxb.) In Pakpak Barat District. *Jurnal Pertanian Tropik*, 7(2), 213–218. <https://doi.org/10.32734/Jpt.v7i2.4374>
- Shah, S. R., Iqbal, S. M., Alweis, R., & Roark, S. (2019). A Closer Look At Heart Failure In Patients With Concurrent Diabetes Mellitus Using Glucose Lowering Drugs. *Expert Review Of Clinical Pharmacology*, 12(1), 45–52. <https://doi.org/10.1080/17512433.2019.1552830>
- Shi, W., Wang, Q., Zhang, J., Zhang, J., Tan, F., & Yu, S. (2021). Incidence Tendency Analysis On Type 2 Diabetes In 4 Asian Countries — China, Malaysia, Singapore, And Thailand, 1990–2019. *China CDC Weekly*, 3(52), 1113–1117. <https://doi.org/10.46234/Cdcw2021.268>
- Simorangkir, M., Sinaga, E., *et al.* (2022). Antidiabetic Activity Of Extracts Of *Clerodendrum Fragrans* Vent. Wild In *Rattus Noveboracicus* Induced By Alloxan. 119–125.
- Singh, A., Kukreti, R., Saso, L., & Kukreti, S. (2022). Mechanistic Insight Into Oxidative Stress-Triggered Signaling Pathways And Type 2 Diabetes. *Molecules*, 27(3). <https://doi.org/10.3390/Molecules27030950>
- Singh, R. K., Gupta, B., Tripathi, K., & Singh, S. K. (2016). Anti Oxidant Potential Of Metformin And Pioglitazone In Type 2 Diabetes Mellitus: Beyond Their Anti Glycemic Effect. *Diabetes & Metabolic Syndrome*, 10(2), 102–104. <https://doi.org/10.1016/j.dsx.2015.08.016>
- Situmorang, N., . Z., & Feryawati, L. (2021). Efek Katekin Daun Gambir (*Uncaria Gambir* Roxb) Terhadap Kadar Malondialdehid Serum Dan Ekspresi Gen Sirtuin 1 Pada Hipokampus Mencit Betina Model Penuaan. *Jurnal Farmasimed (Jfm)*, 3(2), 93–99. <https://doi.org/10.35451/jfm.v3i2.597>
- Soldado, D., Bessa, R. J. B., & Jerónimo, E. (2021). Condensed Tannins as Antioxidants in Ruminants-Effectiveness and Action Mechanisms to Improve Animal Antioxidant

Status and Oxidative Stability of Products. *Animals : An Open Access Journal from MDPI*, 11(11). <https://doi.org/10.3390/ani11113243>

Stoia, M., & Oancea, S. (2022). Low-Molecular-Weight Synthetic Antioxidants: Classification, Pharmacological Profile, Effectiveness and Trends. *Antioxidants (Basel, Switzerland)*, 11(4). <https://doi.org/10.3390/antiox11040638>

Sukina, B; Gwenny, I.P; Suhartati; Harianto, N. (2018). Katekin Daun Teh Hijau (Camelia Sinensis) Terhadap Malondialdehyde Dan Super Oxide Dismutase. *Indonesian Journal of Clinical Pathology and Medical Laboratory*, 19(2), 92–97. <https://doi.org/10.24293/ijcpml.v19i2.1063>

Sun, Y., Lu, Y., Saredy, J., Wang, X., Drummer Iv, C., Shao, Y., *et al.* (2020). ROS Systems Are A New Integrated Network For Sensing Homeostasis And Alarming Stresses In Organelle Metabolic Processes. *Redox Biology*, 37, 101696. <https://doi.org/10.1016/j.redox.2020.101696>

Suryani, E., & Nurmansyah. (2019). Teknologi Budidaya dan Pasca Panen Tanaman Gambir Gambir (*Uncaria gambir* (Hunter) Roxb). *Balai Penelitian Tanaman Rempah Dan Obat*, 16.

Tsalamandris, S., Antonopoulos, A. S., Oikonomou, E., Papamikroulis, G., & Vogiatzi, G. (2019). Risk Factors and Cardiovascular Disease Prevention The Role of Inflammation in Diabetes : Current Concepts and Future Perspectives. *European Cardiology Review*, 14(1), 50–59.

Valgimigli, L. (2023). Lipid Peroxidation and Antioxidant Protection. *Biomolecules*, 13(9). <https://doi.org/10.3390/biom13091291>

Viena, V., & Nizar, M. (2018). Studi Kandungan Fitokimia Ekstrak Etanol Daun Gambir Asal Aceh Tenggara Sebagai Anti Diabetes. *Jurnal Serambi Engineering*, 3(1). <https://doi.org/10.32672/jse.v3i1.352>


Volpe, C. M. O., Villar-Delfino, P. H., Dos Anjos, P. M. F., & Nogueira-Machado, J. A. (2018). Cellular Death, Reactive Oxygen Species (ROS) And Diabetic Complications Review-Article. *Cell Death and Disease*, 9(2). <https://doi.org/10.1038/s41419-017-0135-z>

Wang, Y., Branicky, R., Noë, A., & Hekimi, S. (2018). Superoxide Dismutases: Dual Roles In Controlling ROS Damage And Regulating ROS Signaling. *The Journal of Cell Biology*, 217(6), 1915–1928. <https://doi.org/10.1083/jcb.201708007>

Webber, S. (2021). International Diabetes Federation. In *Diabetes Research and Clinical Practice* (Vol. 102, Issue 2). <https://doi.org/10.1016/j.diabres.2013.10.013>

Weinstock, J. L. ; R. S. (2023). *Diabetes Melitus Tipe 1 [Updated 2023 Mar 3]*. In: StatPearls [Internet]. Treasure Island (FL): StatPearls Publishing;

WHO. (2000). *General Guidelines for Methodologies on Research and Evaluation of Traditional Medicine* World Health Organization. 1–73. [http://apps.who.int/iris/bitstream/10665/66783/1/WHO\\_EDM\\_TRM\\_2000.1.pdf](http://apps.who.int/iris/bitstream/10665/66783/1/WHO_EDM_TRM_2000.1.pdf) (Accessed 09.09.2016)





Wylie-Rosett, J., & Hu, F. B. (2019). Nutritional Strategies For Prevention And Management Of Diabetes: Consensus And Uncertainties. *Diabetes Care*, 42(5), 727–730. <https://doi.org/10.2337/dci19-0009>

Yan, Y., Li, S., Liu, Y., Bazzano, L., He, J., Mi, J., *et al.* (2019). Temporal Relationship Between Inflammation And Insulin Resistance And Their Joint Effect On Hyperglycemia: The Bogalusa Heart Study. *Cardiovascular Diabetology*, 18(1), 15–17. <https://doi.org/10.1186/s12933-019-0913-2>

Yaribeygi, H., Sathyapalan, T., Atkin, S. L., & Sahebkar, A. (2020). Molecular Mechanisms Linking Oxidative Stress and Diabetes Mellitus. *Oxidative Medicine and Cellular Longevity*, 2020, 8609213. <https://doi.org/10.1155/2020/8609213>

Yin, P., Wang, Y., Yang, L., Sui, L., & Jin, Y. (2018). Hypoglycemic Effects in Alloxan-Induced Diabetic Rats of the Phenolic Extract from Mongolian Oak Cups Enriched in Ellagic Acid, Kaempferol and Their Derivatives. *Molecules (Basel, Switzerland)*, 23(5). <https://doi.org/10.3390/molecules23051046>

Younus, H. (2018). Therapeutic Potentials Of Superoxide Dismutase. *International Journal of Health Sciences*, 12(3), 88–93.

Yu, J., Li, W., Xiao, X., Huang, Q., Yu, J., Yang, Y., *et al.* (2021). (-)-Epicatechin Gallate Blocks The Development Of Atherosclerosis By Regulating Oxidative Stress In Vivo And In Vitro. *Food & Function*, 12(18), 8715–8727. <https://doi.org/10.1039/d1fo00846c>

