

**FAKTOR-FAKTOR YANG BERHUBUNGAN DENGAN PEMANFAATAN
POSYANDU LANSIA DI WILAYAH KERJA PUSKESMAS BELIMBING**

TAHUN 2024

TESIS


Oleh

UNIVERSITAS ANDALAS

**ANGGUN PRATIWI
NIM 2020322027**

**Dosen Pembimbing :
dr. Husna Yetti, PhD**

Dr. dr. Rosfita Rasyid, M.Kes)



**PROGRAM STUDI S2 KESEHATAN MASYARAKAT
FAKULTAS KEDOKTERAN
UNIVERSITAS ANDALAS
PADANG, 2024**

**PROGRAM STUDI S2 KESEHATAN MASYARAKAT FAKULTAS KEDOKTERAN
UNIVERSITAS ANDALAS**

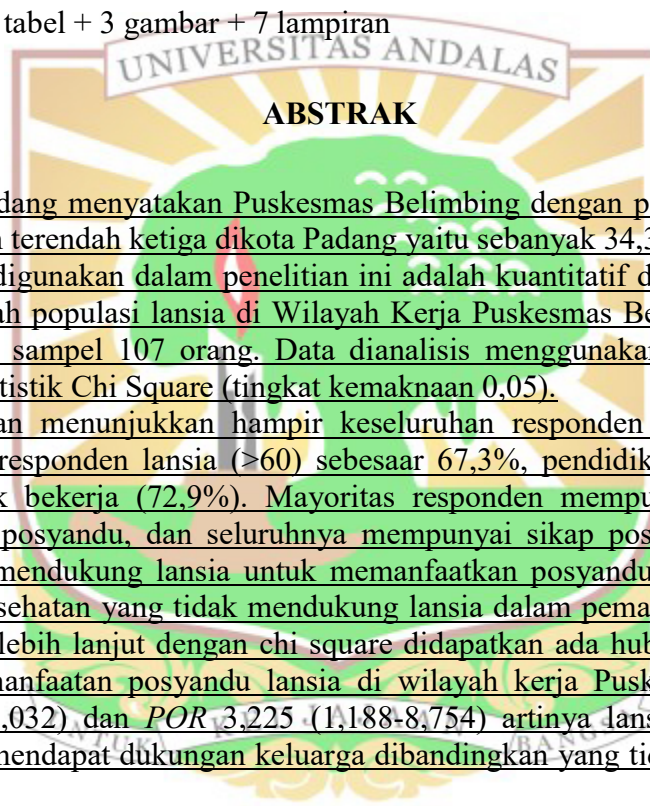
Tesis, Juli 2024

Anggun Pratiwi

(Dibawah Bimbingan dr. Husna Yetti, PhD dan Dr. dr. Rosfita Rasyid, M.Kes)

**FAKTOR-FAKTOR YANG BERHUBUNGAN DENGAN PEMANFAATAN POSYANDU
LANSIA DI WILAYAH KERJA PUSKESMAS BELIMBING TAHUN 2024**

x + 102 halaman + 17 tabel + 3 gambar + 7 lampiran



Data DKK Padang menyatakan Puskesmas Belimbing dengan pelayanan kesehatan usia lanjut dengan cakupan terendah ketiga dikota Padang yaitu sebanyak 34,3% pada tahun 2021.

Metode yang digunakan dalam penelitian ini adalah kuantitatif dengan pendekatan *cross sectional study*. Jumlah populasi lansia di Wilayah Kerja Puskesmas Belimbing sebanyak 1971 orang dengan jumlah sampel 107 orang. Data dianalisis menggunakan analisis univariat dan bivariat dengan uji statistik Chi Square (tingkat kemaknaan 0,05).

Hasil penelitian menunjukkan hampir keseluruhan responden yang berjenis kelamin perempuan (93,5%), responden lansia (>60) sebesar 67,3%, pendidikan rendah (68,2%) dan responden yang tidak bekerja (72,9%). Mayoritas responden mempunyai pengetahuan baik tentang pemanfaatan posyandu, dan seluruhnya mempunyai sikap positif (100%), didapatkan keluarga yang tidak mendukung lansia untuk memanfaatkan posyandu lansia, dan didapatkan masih ada petugas kesehatan yang tidak mendukung lansia dalam pemanfaatan posyandu lansia (93,5). Hasil analisis lebih lanjut dengan chi square didapatkan ada hubungan antara dukungan keluarga dengan pemanfaatan posyandu lansia di wilayah kerja Puskesmas Belimbing Kota Padang (p value = 0,032) dan POR 3,225 (1,188-8,754) artinya lansia yang memanfaatkan posyandu 3,225 kali mendapat dukungan keluarga dibandingkan yang tidak mendapat dukungan keluarga.

Kesimpulan penelitian didapatkan faktor yang berhubungan dengan pemanfaatan posyandu lansia adalah dukungan keluarga dapat diartikan bagi lansia dukungan keluarga menjadi faktor yang penting dalam pemanfaatan posyandu lansia.

Kata Kunci : Lansia, Posyandu Lansia, Pemanfaatan, Dukungan Keluarga.

Daftar Pustaka : 73 (1945-2024)

**MASTERS PROGRAM IN PUBLIC HEALTH FACULTY OF MEDICINE
ANDALAS UNIVERSITY**

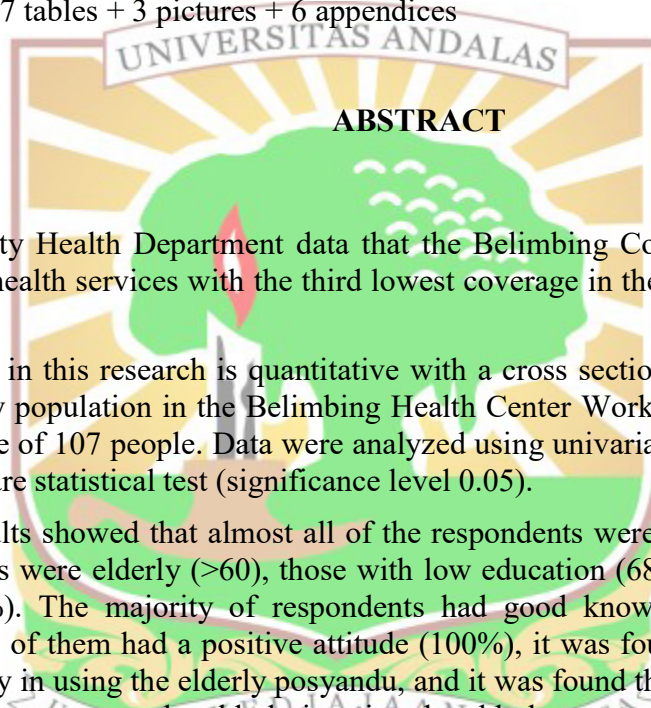
Thesis, July 2024

Anggun Pratiwi, No. BP. 2020322027

(Dibawah Bimbingan dr. Husna Yetti, PhD dan Dr. dr. Rosfita Rasyid, M.Kes)

**FACTORS RELATED TO UTILIZATION OF EDERLY INTEGRATED HEALTH
CENTER IN THE WORKING AREA OF THE BELIMBING HEALTHCENTER IN
2024**

x + 102 pages + 17 tables + 3 pictures + 6 appendices



Based Padang City Health Department data that the Belimbing Community Health Center provides elderly health services with the third lowest coverage in the city of Padang, namely 34.3% in 2021.

The method used in this research is quantitative with a cross sectional study approach. The number of elderly population in the Belimbing Health Center Working Area is 1971 people with a sample size of 107 people. Data were analyzed using univariate and bivariate analysis with the Chi Square statistical test (significance level 0.05).

The research results showed that almost all of the respondents were female (93.5%), 67.3% of the respondents were elderly (>60), those with low education (68.2%) and those who did not work (72.9%). The majority of respondents had good knowledge about the use of posyandu, and all of them had a positive attitude (100%), it was found that families did not support the elderly in using the elderly posyandu, and it was found that there were still health workers who did not support the elderly in using the elderly posyandu (93.5). The results of further analysis using chi square showed that there was a relationship between family support and the use of posyandu for the elderly in the working area of the Belimbing Health Center, Padang City (p value = 0.032) and POR 3.225 (1.188-8.754) meaning that elderly people who used the posyandu received 3.225 times more family support than those who did not receive family support.

The conclusion of the research is that the factors related to the use of posyandu for the elderly are family support, which means that for the elderly, family support is an important factor in the use of posyandu for the elderly.

Keywords : Ederly, Ederly Integrated Healthcare Center, Family Support.

Bibliography : 73 (1945-2024)