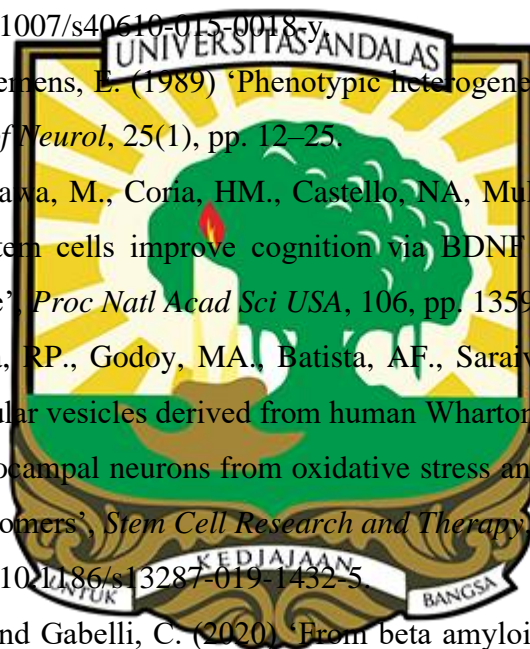


DAFTAR PUSTAKA

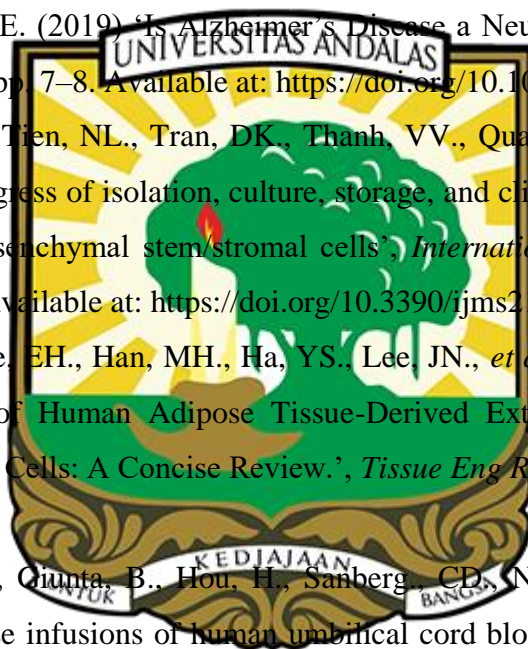
- Aboelwafa, HR., El-Kott, AF., Abd-Ella, EM., and Yousef, HN. (2020) ‘The possible neuroprotective effect of silymarin against aluminum chloride-prompted alzheimer’s-like disease in rats’, *Brain Sciences*, 10(9), pp. 1–21. Available at: <https://doi.org/10.3390/brainsci10090628>.
- Abshenas, R, Artimani, T., Shahidi, S., Ranjbar, A., Komaki, A., Salehi, I., *et al.* (2020) ‘Treadmill exercise enhances the promoting effects of preconditioned stem cells on memory and neurogenesis in A β -induced neurotoxicity in the rats’, *Life Sciences*. Available at: <https://doi.org/10.1016/j.lfs.2020.117482>.
- Alizadeh, R., Bagher, Z., Kamrava, SK., Falah, M, Hamidabadi, HG., Boroujeni, ME., *et al.* (2019) ‘Differentiation of human mesenchymal stem cells (MSC) to dopaminergic neurons: A comparison between Wharton’s Jelly and olfactory mucosa as sources of MSCs.’, *Journal of Chemical Neuroanatomy* [Preprint].
- Alvites, R., Branquinho, M., Sousa, AC., Lopes, B., Sousa, P., Mauricio, AC. (2022) ‘Mesenchymal Stem/Stromal Cells and Their Paracrine Activity—Immunomodulation Mechanisms and How to Influence the Therapeutic Potential’, *Pharmaceutics*, 14(2). Available at: <https://doi.org/10.3390/pharmaceutics14020381>.
- Amable, PR., Teixeira, MV., Carias, RB., Granjeiro, JM., Borojevic, R. (2014) ‘Protein synthesis and secretion in human mesenchymal cells derived from bone marrow, adipose tissue and Wharton’s jelly’, *Stem Cell Research and Therapy*, 5(2), pp. 1–13. Available at: <https://doi.org/10.1186/scrt442>.
- Asyari, T. and Fitria, L. (2019) *Induksi aluminium klorida (AlCl3) terhadap memori spasial dan histopatologi hipokampus tikus (Rattus norvegicus Berkenhout, 1769) sebagai inisiasi hewan model penyakit Alzheimer*. Gadjah Mada University.
- Aziza, MA., Atta, HM., Samer, H., Ahmed, HH., Rashed, LA, Sabry, D., *et al.* (2013) ‘Heme oxygenase effect on mesenchymal stem cells action on experimental Alzheimer’s disease’, *EXCLI J*, 12, pp. 778–792.
- Bae, JS., Jin, HK., Lee, JK., Richardson, JC., and Carter, JE. (2013) ‘Bone marrow-derived mesenchymal stem cells contribute to the reduction of amyloid-b deposits and the improvement of synaptic transmission in a mouse model of pre-dementia Alzheimer’s disease’, *Curr Alzheimer Res*, 10, pp. 524–531.
- Balez, R., Steiner, N., Engel, M., Munoz, SS., Lum, JS., Wu, Y., *et al.* (2016) ‘Neuroprotective effects of apigenin against inflammation, neuronal excitability and apoptosis in an



- induced pluripotent stem cell model of Alzheimer's disease', *Scientific Reports*, 6(August), pp. 1–16. Available at: <https://doi.org/10.1038/srep31450>.
- Bali, P., Lahiri, DK., Banik, A., Nehru, B., and Anand, A. (2017) 'Potential for Stem Cells Therapy in Alzheimer's Disease: Do Neurotrophic Factors Play Critical Role? HHS Public Access Author manuscript', *Curr Alzheimer Res*, 14(2), pp. 208–220.
- Bernal, A. and Arranz, L. (2018) 'Nestin - expressing progenitor cells : function , identity and therapeutic implications', *Cellular and Molecular Life Sciences*, 75(12), pp. 2177–2195. Available at: <https://doi.org/10.1007/s00018-018-2794-z>.
- Berry, R., Rodeheffer, MS., Rosen, CJ., Horowitz, MC. (2015) 'Adipose Tissue-Residing Progenitors (Adipocyte Lineage Progenitors and Adipose-Derived Stem Cells (ADSC))', *Current Molecular Biology Reports*, 1(3), pp. 101–109. Available at: <https://doi.org/10.1007/s40610-015-0018-y>.
- Bird, T., Sumi, S. and Nevens, E. (1989) 'Phenotypic heterogeneity in familial Alzheimer's disease', *Annals of Neurol*, 25(1), pp. 12–25.
- Blurton-Jones, M., Kitazawa, M., Coria, HM., Castello, NA, Muller, FJ., Loring, JF., *et al.* (2009) 'Neural stem cells improve cognition via BDNF in a transgenic model of Alzheimer disease' *Proc Natl Acad Sci USA*, 106, pp. 13594–13599.
- Bodart-Santos, V., Luiza, RP., Godoy, MA., Batista, AF., Saraiva, LM., Lima, LG., *et al.* (2019) 'Extracellular vesicles derived from human Wharton's jelly mesenchymal stem cells protect hippocampal neurons from oxidative stress and synapse damage induced by amyloid- β oligomers', *Stem Cell Research and Therapy* 10(1), pp. 1–13. Available at: <https://doi.org/10.1186/s13287-019-1432-5>.
- Bruni, A., Bernardi, L. and Gabelli, C. (2020) 'From beta amyloid to altered proteostasis in Alzheimer's disease', *Ageing Res Rev*, 64.
- Butreddy, A., Kommineni, N. and Dudhipala, N. (2021) 'Exosomes as Naturally Occurring Vehicles for Delivery of Biopharmaceuticals: Insights from Drug Delivery to Clinical Perspectives', *Nanomaterials (Basel)*, 11.
- Caplan, A.I. and Correa, D. (2011) 'The MSC: An injury drugstore', *Cell Stem Cell*, 9(1), pp. 11–15.
- Chang, K.A., Lee, J.H. and Suh, Y.H. (2014) 'Therapeutic potential of human adipose-derived Stem cells in neurological disorders', *Journal of Pharmacological Sciences*, 126(4), pp. 293–301. Available at: <https://doi.org/10.1254/jphs.14R10CP>.
- Chen, J., Tang, YX., Liu, YM., Chen, J., Hu, XQ., Liu, N., *et al.* (2012) 'Transplantation of adipose-derived stem cells is associated with neural differentiation and functional



- improvement in a rat model of intracerebral hemorrhage', *CNS Neurosci. Ther.*, 18, pp. 847–854.
- Cheng, T., Yang, B., Li, D., Ma, S., Tian, Y., Qu, R., *et al.* (2015) 'Wharton's Jelly Transplantation Improves Neurologic Function in a Rat Model of Traumatic Brain Injury', *Cell Mol Neurobiol*, 35(5), pp. 641–9.
- Chi, J., Wu, Z., Choi, CH., Nguyen, L., Teegene, S., Ackerman, SA., *et al.* (2018) 'Three-Dimensional Adipose Tissue Imaging Reveals Regional Variation in Beige Fat Biogenesis and PRDM16-Dependent Sympathetic Neurite Density', *Cell Metabolism*, 27(1), pp. 226-236.e3. Available at: <https://doi.org/10.1016/j.cmet.2017.12.011>.
- Choi, Lee, Kim, and Lee. (2014) 'Alzheimer's disease and stem cell therapy', *Exp Neurobiol*, 23(1), pp. 45–52.
- Choi, S.H. and Tanzi, R.E. (2019) 'Is Alzheimer's Disease a Neurogenesis Disorder?', *Cell Stem Cell*, 25(1), pp. 7–8. Available at: <https://doi.org/10.1016/j.stem.2019.06.001>.
- Chu, DT., Phuong, TN., Tien, NL., Tran, DK., Thanh, VV., Quang, TL., *et al.* (2020) 'An update on the progress of isolation, culture, storage, and clinical application of human bone marrow mesenchymal stem/stromal cells', *International Journal of Molecular Sciences*, 21(3). Available at: <https://doi.org/10.3390/ijms21030708>.
- Chun, SY., Lim, JO., Lee, EH., Han, MH., Ha, YS., Lee, JN., *et al.* (2019) 'Preparation and Characterization of Human Adipose Tissue-Derived Extracellular Matrix, Growth Factors, and Stem Cells: A Concise Review.', *Tissue Eng Regen Med.*, 16(4), pp. 385–393.
- Darlington, D., Deng, J., Giunta, B., Hou, H., Sanberg, CD., Nichols, NK., *et al.* (2013) 'Multiple low-dose infusions of human umbilical cord blood cells improve cognitive impairments and reduce amyloid- β -associated neuropathology in Alzheimer mice', *Stem Cells Dev.*, 22, pp. 412–421.
- Derakhshankhah, H., Sajadimajd, S., Jafari, S., Izadi, Z., Sarvari, S., Sharifi, M., *et al.* (2020) 'Novel therapeutic strategies for Alzheimer's disease: Implications from cell-based therapy and nanotherapy', *Nanomedicine: Nanotechnology, Biology, and Medicine*, 24, p. 102149. Available at: <https://doi.org/10.1016/j.nano.2020.102149>.
- Deuse, T., Stubbendorff, M., Quan, KT., Phillips, N., Kay, MA., Eiermann, T., *et al.* (2012) 'Immunogenicity and immunomodulatory properties of umbilical cord lining mesenchymal stem cells', *Cell Trans*, 20(5), pp. 655–67.
- Duncan, T., and Valenzuela, M. (2017) 'Alzheimer's disease, dementia, and stem cell therapy', *Stem Cell Research and Therapy*, 8(1), pp. 1–9. Available at:



<https://doi.org/10.1186/s13287-017-0567-5>.

- El-Mahalaway, A.M. and El-Azab, N.E.E. (2020) ‘The potential neuroprotective role of mesenchymal stem cell-derived exosomes in cerebellar cortex lipopolysaccharide-induced neuroinflammation in rats: a histological and immunohistochemical study’, *Ultrastructural Pathology*, 44(2), pp. 159–173. Available at: <https://doi.org/10.1080/01913123.2020.1726547>.
- Enciu, AM., Nicolescu, MI., Manole, CG., Muresanu, DF., Popescu, LM., and Popescu, BO. (2011) ‘Neuroregeneration in neurodegenerative disorders’, *BMC Neurol*, 11, p. 75.
- Esti, W. and Widowati (2013) *Desain Primer Sitokrom b (cyt b) sebagai Salah Satu Komponen PCR (Polymerase Chain Reaction)*.
- Farrokhfar, S., Tiraihi, T., Movahedin, M., Azizi, H. (2020) ‘Differential gene expression by lithium chloride induction of adipose-derived stem cells into neural phenotype cells’, *Iranian Journal of Basic Medical Sciences*, 23(4), pp. 544–550. Available at: <https://doi.org/10.22038/ijbms.2020.41582.9820>.
- Fatchiyah, Widyarti, S. and Arumningtyas, E.L. (2012) *Buku Praktikum Teknik Analisa Biologi Molekuler*. Laboratorium Biologi Molekuler dan Seluler. Jurusan Biologi Fakultas MIPA Universitas Brawijaya Malang.
- Feng, R. and Wen, J. (2015) ‘Overview of the roles of Sox2 in stem cell and development’, *Biological Chemistry*, 396(8), pp. 883–891. Available at: <https://doi.org/10.1515/hsz-2014-0317>.
- Ferri, ALM., Cavallaro, M., Braida, D., Cristofano, AD., Canta, A., Vezzani, A., *et al.* (2004) ‘Sox2 deficiency causes neurodegeneration and impaired neurogenesis in the adult mouse brain’, *Development*, 131(15), pp. 3805–3819. Available at: <https://doi.org/10.1242/dev.01204>.
- Frost, G.R., Jonas, L.A. and Li, Y.M. (2019) ‘Friend, Foe or Both? Immune Activity in Alzheimer’s Disease’, *Frontiers in Aging Neuroscience*, 11(December), pp. 1–20. Available at: <https://doi.org/10.3389/fnagi.2019.00337>.
- Lo Furno, D., Mannino, G. and Giuffrida, R. (2018) ‘Functional role of mesenchymal stem cells in the treatment of chronic neurodegenerative diseases’, *Journal of Cellular Physiology*, 233(5), pp. 3982–3999. Available at: <https://doi.org/10.1002/jcp.26192>.
- Galipeau, J. and Sensébé, L. (2018) ‘Mesenchymal stromal cells: clinical challenges and therapeutic opportunities’, *Cell Stem Cell*, 22(6), pp. 824–33.
- Garcia, KO., Ornellas, FL., Martin, PK., Patti, CL., Mello, LE., Filho, RF., *et al.* (2014) ‘Therapeutic effects of the transplantation of VEGF overexpressing bone marrow



mesenchymal stem cells in the hippocampus of murine model of Alzheimer's disease', *Front Aging Neurosci*, 6(30).

Ghosh, H.S. (2019) 'Adult Neurogenesis and the Promise of Adult Neural Stem Cells', *Journal of Experimental Neuroscience*, 13. Available at: <https://doi.org/10.1177/1179069519856876>.

Goyal, U., Jaiswal, C. and TA, M. (2018) 'Isolation and Establishment of Mesenchymal Stem Cells from Wharton's Jelly of Human Umbilical Cord', *Bio-Protocol*, 8(4), pp. 1–13. Available at: <https://doi.org/10.21769/bioprotoc.2735>.

Grossberg, G.T. and Kamat, S.M. (2011) *Alzheimer's The Latest Assessment And Treatment Strategies*. 1st ed. Edited by J. Acox. USA: Jones and Bartlett Publishers.

Guo, M., Yin, Z., Chen, F., Lei, P. (2020) 'Mesenchymal stem cell-derived exosome: a promising alternative in the therapy of Alzheimer's disease', *Alzheimers Res*, 12(109).

Guo, Z., Chen, YA., Lu, CH., Ke, CC., Chiu, SJ., Jeng, FS., Chang, CW., *et al.* (2020) 'Mesenchymal stem cells-derived exosomes ameliorate Alzheimer's disease pathology by enhancing the proteasome activity and inhibiting the β -secretase activity', *Aging*, 12(22), pp. 22428–22446.

Ha, S., Ahn, S., Kim, S., Joo, Y., Chong, YH., Suh, YH., *et al.* (2014) 'In vivo imaging of human adipose-derived stem cells in Alzheimer's disease animal model', *J. Biomed. Opt.*, 19.

Hasibuan, E. (2015) *Peranan Teknik Polymerase Chain Reaction (PCR) Terhadap Perkembangan Ilmu Pengetahuan*.

Hegazy, A. (2016) 'Anatomy and embryology of umbilicus in newborns: a review and clinical correlation', *Front Med*, 10(3), pp. 271–7.


Heil, J. and Bordoni, B. (2023) *Embryology, Umbilical Cord*. StatPearls Publishing.

Heppner, F.L., Ransohoff, R.M. and Becher, B. (2015) 'Immune attack: The role of inflammation in Alzheimer disease', *Nature Reviews Neuroscience*, 16(6), pp. 358–372. Available at: <https://doi.org/10.1038/nrn3880>.

Hernandez-Rodriguez, P. and Ramirez, A.G. (2012) 'Polymerase Chain Reaction: Types, Utilities and Limitation', *INTECH Open Access Publisher* [Preprint].

Hernandez, R., Jimenez, CL., Perales, JA, Perazzoli, G., Melguizo, C., and Prados, J. (2020) 'Differentiation of human mesenchymal stem cells towards neuronal lineage: Clinical trials in nervous system disorders', *Biomolecules and Therapeutics*, 28(1), pp. 34–44. Available at: <https://doi.org/10.4062/biomolther.2019.065>.

Hewajuli, D.A. and Dharmayanti (2014) 'Perkembangan Teknologi Reverse



Transcriptase Polymerase Chain Reaction dalam Mengidentifikasi Genom Avian Influenza dan Newcastle Diseases', *Wartazoa*, 21(1), pp. 16–29.

Honmou, O., Houkin, K., Matsunaga, T., Niitsu, Y., Ishiai, S., Onodera, R., *et al.* (2011) 'Intravenous administration of auto serum-expanded autologous mesenchymal stem cells in stroke', *Brain*, 134, pp. 1790–1807.

Hu, J. and Wang, X. (2022) 'Alzheimer's Disease: From Pathogenesis to Mesenchymal Stem Cell Therapy – Bridging the Missing Link', *Frontiers in Cellular Neuroscience*, 15(February), pp. 1–18. Available at: <https://doi.org/10.3389/fncel.2021.811852>.

Hutapea, H., Retnoningrum, D., Rahman, EG., Rostinawati, T. (2015) 'Teknik Long Polymerase Chain Reaction (LPCR) untuk Perbanyak Kerangka Baca Terbuka Gen Pengkode Polimerase Virus Hepatitis B', *PLASMA*, 1(2), pp. 45–52.

Folch, J., Petrov, D., Ettcheto, M., Abad, S., Lopez, ES., Garcia, ML., *et al.* (2016) 'Current Research Therapeutic Strategies for Alzheimer's Disease Treatment', *Neural Plast.*, 2016.

Jin, K., Xie, L., Mao, X., Greenberg, MB., Moore, A., Peng, B., *et al.* (2011) 'Effect of human neural precursor cell transplantation on endogenous neurogenesis after focal cerebral ischemia in the rat' *Brain Res.*, 1374, pp. 56–62.

Joshie, M. and Deshpande, J. (2011) 'Polymerase Chain Reaction: Methods, Principles and Application', *International Journal of Biomedical Research*, 1(5), pp. 81–97.

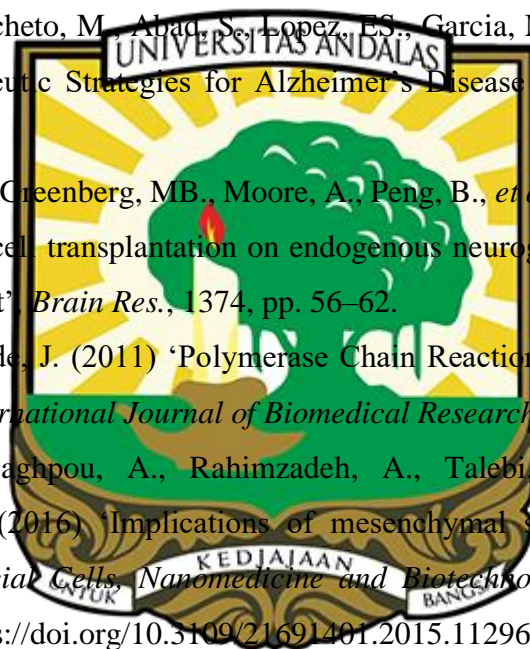
Karimineko, S., Mossaghpor, A., Rahimzadeh, A., Talebi, M., Shamsasenjan, K., Akbarzadeh, A. (2016) 'Implications of mesenchymal stem cells in regenerative medicine', *Artificial Cells, Nanomedicine and Biotechnology*, 44(3), pp. 749–757. Available at: <https://doi.org/10.3109/21691401.2015.1129620>.

Katona, C., Cooper, C. and Robertson, M. (2014) *At a Glance Psikiatri Edisi Keempat*. Edisi Keem. Edited by R. Astikawati. Jakarta: Penerbit Erlangga.

Katsuda, T., Oki, K., and Ochiya, T. (2013) 'Human adipose tissue-derived mesenchymal stem cells secrete functional neprilysin-bound exosomes', *Scientific Reports*, 3, pp. 1–11. Available at: <https://doi.org/10.1038/srep01197>.

Kawahara, M. and Kato-Negishi, M. (2011) 'Link between aluminum and the pathogenesis of Alzheimer's disease: The integration of the aluminum and amyloid cascade hypotheses', *International Journal of Alzheimer's Disease*, 2011. Available at: <https://doi.org/10.4061/2011/276393>.

Kim, HS., Yun, JW., Shin, TH., Lee, SH., Lee, BC., Yu, KR., *et al.* (2018) 'Human umbilical cord blood mesenchymal stem cell-derived PGE2 and TGF- β 1 alleviate atopic

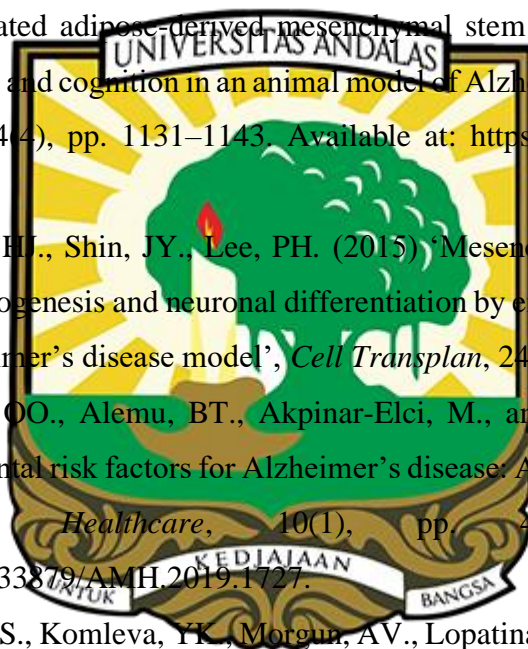


- dermatitis by reducing mast cell degranulation', *Stem Cells*, 36(4), pp. 527–536.
- Kim, J., Lee, Y., Lee, S., Kim, S., Song, M., Lee, J. (2020) 'Mesenchymal Stem Cell Therapy and Alzheimer's Disease: Current Status and Future Perspectives', *J. Alzheimers Dis.*, 77, pp. 1–14.
- Kim, K.Y., Suh, Y.H. and Chang, K.A. (2020) 'Therapeutic effects of human amniotic epithelial stem cells in a transgenic mouse model of alzheimer's disease', *International Journal of Molecular Sciences*, 21(7). Available at: <https://doi.org/10.3390/ijms21072658>.
- Kim, S., Chang, KA., Kim, JA., Park, HG., Ra, JC., Kim, HS., *et al.* (2012) 'The Preventive and Therapeutic Effects of Intravenous Human Adipose-Derived Stem Cells in Alzheimer's Disease Mice', *PLoS ONE*, 7(9). Available at: <https://doi.org/10.1371/journal.pone.0045757>.
- Kim, S.U., Lee, H.J. and Kim, Y.B. (2013) 'Neural stem cell-based treatment for neurodegenerative diseases', *Neuropathology*, 33(5), pp. 491–504. Available at: <https://doi.org/10.1007/s12074-013-0200-0>.
- Kitai, R., Horita, R., Sato, K., Yoshida, K., Arishima, H., Higashino, Y., *et al.* (2010) 'Nestin expression in astrocytic tumors delineates tumor infiltration', *Brain Tumor Pathol*, 27(1), pp. 17–21.
- Kizil, C. and Bhattarai, P. (2018) 'Is Alzheimer's Also a Stem Cell Disease? – The Zebrafish Perspective', *Frontiers in Cell and Developmental Biology*, 6(November), pp. 1–10. Available at: <https://doi.org/10.3389/fcell.2018.00159>.
- Kristianingrum, Y., Widyarini, S., Kurniasih, K., Sutrisno, B., Takbu, CR., Sugiyono, S. (2016) 'Gambaran Histopatologi Otak Tikus Akibat Injeksi Trimetyltin sebagai Model Penyakit Alzheimer', *JSV*, 34(1).
- Kruminis-Kaszkiel, E., Osowski, A., Bejer-Olenska, E., Dziekonski, M., and Wojtkiewicz, J. (2020) 'Differentiation of Human Mesenchymal Stem Cells from Wharton's Jelly Towards Neural Stem Cells Using a Feasible and Repeatable Protocol', *Cells*, 9(3), p. 739. Available at: <https://doi.org/10.3390/cells9030739>.
- Lai, R. (2010) 'Exosome secreted by MSC reduces myocardial ischemia/ reperfusion injury', *Stem Cell Res*, 4.
- Lau, T.T. & Wang, D.A. 2011. Stromal cell-derived factor-1 (SDF-1): homing factor for engineered regenerative medicine. *Expert Opin. Biol. Ther.*, 11, 189-197.
- Lee, HJ., Lee, JK., Lee, H., Carter, JE., Chang, JW., Oh, W., *et al.* (2012) 'Human umbilical cord blood-derived mesenchymal stem cells improve neuropathology and cognitive




- impairment in an Alzheimer's disease mouse model through modulation of neuroinflammation', *Neurobiol Aging*, 33(3), pp. 588–602.
- Lee, J., Jin, H. and Bae, J. (2009) 'Bone marrow-derived mesenchymal stem cells reduce brain amyloid- β deposition and accelerate the activation of microglia in an acutely induced Alzheimer's disease mouse model', *Neurosci. Lett.*, 450, pp. 136–141.
- Lewis, K. and Spirnak, P. (2023) *Umbilical Vein Catheterization*. StatPearls Publishing.
- Li, M., Guo, K. and Ikehara, S. (2014) 'Stem cell treatment for Alzheimer's disease', *International Journal of Molecular Sciences*, 15(10), pp. 19226–19238. Available at: <https://doi.org/10.3390/ijms151019226>.
- Lin, Y., Seo, J., Gao, F., Feldman, HM, Wen, HL., Penney, J., *et al.* (2018) 'APOE4 causes widespread molecular and cellular alterations associated with Alzheimer's disease phenotypes in human iPSC derived brain cell types', *Neuron*, 98(e7), pp. 1141–1154.
- Liu, H. and Song, N. (2016) 'Molecular Mechanism of Adult Neurogenesis and its Association with Human Brain Diseases', *Journal of Central Nervous System Disease*, 8, p. JCNSD.S32204. Available at: <https://doi.org/10.4137/jcnsds32204>.
- Liu, H., Zhang, H. and Ma, Y. (2021) 'Molecular mechanisms of altered adult hippocampal neurogenesis in Alzheimer's disease.', *Mech. Ageing Dev.* 195(111452).
- Liu, SP., Fu, RH., Huang, SJ., Huang, YC., Chen, SY., Chang, CH., *et al.* (2013) 'Stem cell applications in regenerative medicine for neurological disorders', *Cell Transplantation*, 22(4), pp. 631–637. Available at: <https://doi.org/10.3727/096368912X655145>.
- Lopez-Toledano, MA., Faghini, MA., Patel., NS., Wahlestedt, C. (2010) 'Adult neurogenesis: A potential tool for early diagnosis in alzheimer's disease?', *Journal of Alzheimer's Disease*, 20(2), pp. 395–408. Available at: <https://doi.org/10.3233/JAD-2010-1388>.
- Ma, T., Gong, K., Ao, Q., Yang, Y., Song, B., Huang, H., *et al.* (2013) 'Intracerebral transplantation of adipose-derived mesenchymal stem cells alternatively activates microglia and ameliorates neuropathological deficits in Alzheimer's disease mice', *Cell Transplant.*, 22, pp. S113–S126.
- Ma, X., Huang, M. and Zheng, M. (2020) 'ADSCs-derived extracellular vesicles alleviate neuronal damage, promote neurogenesis and rescue memory loss in mice with Alzheimer's disease.', *J Control Release* [Preprint], (327).
- Maftuchah, Winaya, A. and Zainudin, A. (2014) *Teknik Analisis Biologi Molekuler*. Edited by A. Ikhwan. Yogyakarta: Deepublish.
- Malone, J., Arbor, T. and Shah, A. (2023) *Embryology*. StatPearls Publishing.
- Mendez-Ferrer, S., Michurina, T. and Ferraro, F. (2010) 'Mesenchymal and haematopoietic

- stem cells form a unique bone marrow niche', *Nature*, 466(7308), pp. 829–834.
- Meraz-Rios, M., Federico, A., Cardaioli, E., Pozzo, PD., Formichi, P., Gallus, GN., *et al.* (2013) 'Mitochondria, oxidative stress and neurodegeneration', *Front. Integr. Neurosci.*, 7(59).
- Miners, JS., Verbeek, MM., Rikkert, MO., Kehoe, PG, Love, S. (2008) 'Immunocapture-based fluorometric assay for the measurement of neprilysin-specific enzyme activity in brain tissue homogenates and cerebrospinal fluid.', *J. Neurosci. Methods* [Preprint], (167).
- Moos, J., Gebara, E., Bushong, EA., Pascual, IS., O'Laio, R., M'Ghari, IE., *et al.* (2016) 'Fine processes of Nestin-GFP-positive radial glia-like stem cells in the adult dentate gyrus ensheath the local synapses and vasculature', *Proc. Natl. Acad. Sci.*, 113, pp. 2536–2545.
- Nasiri, E., Alizadeh, A., Roushandeh, AM., Gazor, R., Firouzi, NH., Golipoor, Z. (2019) 'Melatonin-pretreated adipose-derived mesenchymal stem cells efficiently improved learning, memory, and cognition in an animal model of Alzheimer's disease', *Metabolic Brain Disease*, 34(4), pp. 1131–1143. Available at: <https://doi.org/10.1007/s11011-019-00421-4>.
- Oh, S., Kim, HN., Park, HT., Shin, JY., Lee, PH. (2015) 'Mesenchymal stem cells increase hippocampal neurogenesis and neuronal differentiation by enhancing the Wnt signaling pathway in Alzheimer's disease model', *Cell Transplan*, 24(6), pp. 1097–109.
- Olayinka, O., Olayinka, OO., Alemu, BT., Akpinar-Elci, M., and Grossberg, GT.. (2019) 'Toxic environmental risk factors for Alzheimer's disease: A systematic review', *Aging Medicine and Healthcare*, 10(1), pp. 4–17. Available at: <https://doi.org/10.33879/AMH.2019.1727>.
- Panina, YA., Yakimov, AS., Komleva, YK., Morgun, AV., Lopatina, OL., Malinocskaya, NA., *et al.* (2018) 'Plasticity of Adipose Tissue-Derived Stem Cells and Regulation of Angiogenesis', *Frontiers in Physiology*, 9. Available at: <https://doi.org/10.3389/fphys.2018.01656>.
- Park, D., Yang, G., Bae, DK., Lee, SH., Yang, YH., Kyung, J., *et al.* (2013) 'Human adipose tissue-derived mesenchymal stem cells improve cognitive function and physical activity in ageing mice', *J. Neurosci. Res.*, 91, pp. 660–670.
- Park, D., Yang, YH., Bae, DK., Lee, SH., Yang, G., Kyung, J., *et al.* (2013) 'Improvement of cognitive function and physical activity of aging mice by human neural stem cells overexpressing choline acetyltransferase', *Neurobiol Aging*, 34, pp. 2639–46.
- Park, SE., Cho, YJ., Song, HS., Bhang, S., Lee, S., Kang, BG., *et al.* (2020) 'Therapeutic effects of human adipose stem cell-conditioned medium on stroke', *Journal of Neuroscience*



Research, 98(3), pp. 487–499.

- Pawitan, J. (2018) *Aspek Biologi, Pemrosesan dan Aplikasi Klinis Sel Punca Mesenkimal*.
- Persson, D., Popescu, B. and Cedazo-Minguez, A. (2014) ‘Oxidative stress in Alzheimer’s disease: Why did antioxidant therapy fail?’, *Oxid. Med. Cell Longev* [Preprint].
- Petersen, ED., Zenchak, JR., Lossia, OV., Hochgeschwender. (2018) ‘Neural stem cells derived directly from adipose tissue’, *Stem Cells and Development*, 27(9), pp. 637–647. Available at: <https://doi.org/10.1089/scd.2017.0195>.
- Philips, T. and Robberecht, W. (2011) ‘Neuroinflammation in amyotrophic lateral sclerosis: role of glial activation in motor neuron disease’, *Lancet Neurol*, 10, pp. 253–263.
- Ponte A.L., Marais E., Gallay N., Langonne A., Delorme B., Herault O., Charbord P., Domenech J. The in vitro migration capacity of human bone marrow mesenchymal stem cells: comparison of chemokine and growth factor chemotactic activities. *Stem Cells*. 2009;25:1737–1745.
- Potokar, M., Morita, M., Wiche, G., and Jorgacevski, J. (2020) ‘The Diversity of Intermediate Filaments in Astrocytes’, *Cells*, 9(7). Available at: <https://doi.org/10.3390/cells9071604>.
- Prakash, A., Medhi, B. and Chopra, K. (2013) ‘Granulocyte colony stimulating factor (GCSF) improves memory and neurobehavior in an amyloid-beta induced experimental model of Alzheimer’s disease’, *Pharmacol Biochem Behav*, 110, pp. 46–57.
- Promyo, K., Iqbal, F., Chaidée, N., and Chetsawang, B. (2020) ‘Aluminum chloride-induced amyloid β accumulation and endoplasmic reticulum stress in rat brain are averted by melatonin.pdf’, *Food and Chemical Toxicology*, 146.
- Putri, NP., Ali, H., Tofrizal, T., Darwin, E., Susanti, R., Hasmiwati, H. (2023) ‘Pengaruh Pemberian Mesenchymal Stem Cells Wharton’s Jelly terhadap Ekspresi Gen PPAR- γ pada Tikus Alzheimer’, *Jurnal Kesehatan Andalas*, 12(2), p. 70. Available at: <https://doi.org/10.25077/jka.v12i2.2142>.
- Qin, C., Wang, K., Zhang, L., Bai, L. (2022) ‘Stem cell therapy for Alzheimer’s disease: An overview of experimental models and reality’, *Animal Models and Experimental Medicine*, 5(1), pp. 15–26. Available at: <https://doi.org/10.1002/ame2.12207>.
- Qin, C., Li, Y. and Wang, K. (2021) ‘Functional Mechanism of Bone Marrow Derived Mesenchymal Stem Cells in the Treatment of Animal Models with Alzheimer’s Disease: Inhibition of Neuroinflammation’, *J. Inflamm. Res.*, 14, pp. 4761–4775.
- Rafiee, F., Tabrizi, ZP., Sani, MR., Ghahfarrokhi, AM., Soltani, A., Chaleshtori, MH., et al. (2020) ‘Differentiation of dental pulp stem cells into neuron-like cells’, *International*



Journal of Neuroscience, 130(2), pp. 107–116. Available at: <https://doi.org/10.1080/00207454.2019.1664518>.

Ramezani, M., Komaki, A., Firouzi, NH., Mortezaee, K., Faraji, N., and Golipoor, Z. (2020) ‘Therapeutic effects of melatonin-treated bone marrow mesenchymal stem cells (BMSC) in a rat model of Alzheimer’s disease’, *Journal of Chemical Neuroanatomy*, 108, p. 101804. Available at: <https://doi.org/10.1016/j.jchemneu.2020.101804>.

Rathbun, K. and Hildebrand, J. (2022) *Placenta Abnormalities*. StatPearls Publishing.

Reza-Zaldivar, E., Sapiens, MA., Mercado, YK., Avila, SS., Pinedo, UG., Aguirre, AL., *et al.* (2019) ‘Mesenchymal stem cell-derived exosomes promote neurogenesis and cognitive function recovery in a mouse model of Alzheimer’s disease’, *Neural Regen Res*, 14(9).

Rezeki, M., Parwati, I., Hernowo, BS., Tjandrawati, A. (2014) ‘Validitas Multiplex Real Time Polymerase Chain Reaction untuk Diagnosis Limfadenitis Tuberkulosis pada Spesimen Blok Parafin’, *MKB*, 46(3), pp. 162–167.

Rondeau, V., Commenges, D., Jacqmin-Gadda, H., and Dartigues, JF. (2000) ‘Relation between aluminum concentrations in drinking water and Alzheimer’s disease: An 8-year follow-up study’, *American Journal of Epidemiology*, 152(1), pp. 59–66. Available at: <https://doi.org/10.1093/aje/152.1.59>.

Ryan, J., Barry, Murphy, and Mahon. (2007) ‘Interferon- γ does not break, but promotes the immunosuppressive capacity of adult human mesenchymal stem cells’, *Clin. Exp. Immunol.*, 149, pp. 353–363.


Sackstein, R. 2005. The lymphocyte homing receptors: gatekeepers of the multistep paradigm. *Curr. Opin. Hematol.*, 12, 444-450.

Sackstein, R., Merzaban, J.S., Cain, D.W., Dajia, N.M., Spencer, J.A., Lin, C.P. & Wohlgemuth, R. 2008. Ex vivo glycan engineering of CD44 programs human multipotent mesenchymal stromal cell trafficking to bone. *Nat. Med.*, 14, 181-187.

Sadigh-Eteghad, S., Sabermarouf, B., Majdi, A., Talebi, M., Farhoudi, M., and Mahmoudi, J. (2015) ‘Amyloid-Beta: A Crucial Factor in Alzheimer’s Disease’, *Medical Principle and Practice*, 24, pp. 1–10.

Salem, A. M., Ahmed, H. H., Atta, H. M., Ghazy, M.A. (2018) ‘Potential of bone marrow mesenchymal stem cells in management of Alzheimer’s disease in female rats.’, *Cell biology international*, 42(12), p. 1695. Available at: <https://doi.org/10.1002/cbin.11064>.

Santamaria, G., Brandi, E., Vitola, PL., Grandi, F., Ferrara, G., Pischitta, F., *et al.* (2021) ‘Intranasal delivery of mesenchymal stem cell secretome repairs the brain of



Alzheimer's mice.', *Cell Death Differ*, 28.

- Sarlak, G. and Vincent, B. (2016) 'The Roles of the Stem Cell-Controlling Sox2 Transcription Factor: from Neuroectoderm Development to Alzheimer's Disease?', *Molecular Neurobiology*, 53(3), pp. 1679–1698. Available at: <https://doi.org/10.1007/s12035-015-9123-4>.
- Schira, J., Gasis, M., Estrada, V., Hendricks, M., Schmitz, C., Trapp, T., *et al.* (2012) 'Significant clinical, neuropathological and behavioural recovery from acute spinal cord trauma by transplantation of a well-defined somatic stem cell from human umbilical cord blood', *Brain*, 135, pp. 431–446.
- Scott, H. and Laake, K. (2001) 'Statins for the prevention of Alzheimer's disease', *Cochrane Database Syst Rev* [Preprint], (4).
- Si, Z. and Wang, X. (2021) 'Stem Cell Therapies in Alzheimer's Disease: Applications for Disease Modeling', *Journal of Pharmacology and Experimental Therapeutics*, 377(2), pp. 207–217. Available at: <https://doi.org/10.1124/JPET.120.000324>.
- Sihotang, L. (2013) 'Macam-macam Tipe PCR dan Teknik Pemotongan Protein dengan Metode Edman sebagai Dasar Kerja Analisis Sekuensing'. Indonesia: Program Studi Magister Pendidikan Biologi. Fakultas Matematika dan Ilmu Pengetahuan Alam Universitas Negeri Jakarta.
- Skotland, T., Sandvig, K. and Llorente, A. (2017) 'Lipids in exosomes: current knowledge and the way forward.', *Prog Lipid Res* [Preprint], (66).
- Sotiropoulou, PA., Perez, SA., Gritzapis, AD., Baxevanis, CN., and Papamichail, M. (2006) 'Interactions between human mesenchymal stem cells and natural killer cells', *Stem Cells*, 24, pp. 74–85.
- Steingen C., Brenig F., Baumgartner L., Schmidt J., Schmidt A., Bloch W. Characterization of key mechanisms in transmigration and invasion of mesenchymal stem cells. *J. Mol. Cell Cardiol.* 2008;44:1072–1084.
- Sunarno, Sariadji, K. and Wibowo, H.A. (2013) 'Potensi Gen dtx dan dtxr sebagai Marker untuk Deteksi dan Pemeriksaan Toksigenisitas *Corynebacterium diphtheria*', *Bul. Penelit. Kesehat.*, 41(1), pp. 1–10.
- Szymanska, A., Swiatkowski, F., Jankowska, B., Mazur, G., and Chabowski, M. (2021) 'Nestin Expression as a Diagnostic and Prognostic Marker in Colorectal Cancer and Other Tumors', *Clinical Medicine Insights: Oncology*, 15. Available at: <https://doi.org/10.1177/11795549211038256>.
- Tang, J., Xu, H., Fan, X., Li, D., Rancourt, d., Zhou, G., *et al.* (2008) 'Embryonic stem cell-



- derived neural precursor cells improve memory dysfunction in A β (1–40) injured rats’, *Neurosci. Res.*, 62, pp. 86–96.
- Teixeira, FG., Carvalho, MM., Sosusa, N., Salgado, AJ. (2013) ‘Mesenchymal stem cells secretome: a new paradigm for central nervous system regeneration?’, *Cellular and Molecular Life Sciences*, 70(20), pp. 3871–3882.
- Telias, M. and Ben-Yosef, D. (2015) ‘Neural stem cell replacement: a possible therapy for neurodevelopmental disorders?’, *Neural Regen Res*, 10, pp. 180–182.
- Thakur, B., Zhang, H., Becker, A., Matei, I., Huang, Y., Silva, BC., *et al.* (2014) ‘Double-stranded DNA in exosomes: a novel biomarker in cancer detection.’, *Cell Res*, 24(6).
- Tobin, M., Musaraca, K., Disouky, A., Shetti, A., Bheri, A., Honer, WG., *et al.* (2019) ‘Human hippocampal neurogenesis persists in aged adults and Alzheimer’s disease patients’, *Cell Stem Cell*, 24(6).
- Tondreau, T., Lagneaux, L. and Dejeneffe, M. (2004) ‘Bone marrow-derived mesenchymal stem cells already express specific neural proteins before any differentiation’, *Differentiation*, 72(7), pp. 319–326.
- Ullah, M., Liu, DD., Thakur, AS. (2019) ‘Mesenchymal Stromal Cell Homing: Mechanisms and Strategies for Improvement’, *iScience*, 15:421-438.
- Utama, B.I. (2020) ‘Isolation of amniotic fluid mesenchymal stem cells obtained from cesarean sections’, *Open Access Macedonian Journal of Medical Sciences*, 8(A), pp. 245–249. Available at: <https://doi.org/10.3889/oamjms.2020.3848>.
- Vasic, V., Barth, K. and Schmidt, M.H.H. (2019) ‘Neurodegeneration and neuro-regeneration—Alzheimer’s disease and stem cell therapy’, *International Journal of Molecular Sciences*, 20(17). Available at: <https://doi.org/10.3390/ijms20174272>.
- Wahl, D., Coogan, SC., Biet, SM, Cabo, RD, Haran, JB., Raubenheimer, D., *et al.* (2017) ‘Cognitive and behavioral evaluation of nutritional interventions in rodent models of brain aging and dementia’, *Clinical Interventions in Aging*, 12, pp. 1419–1428. Available at: <https://doi.org/10.2147/CIA.S145247>.
- Walker, L. and Jucker, M. (2015) ‘Neurodegenerative diseases: expanding the prion concept’, *Annu. Rev. Neurosci.*, 38, pp. 87–103.
- Wang, J., Hu, WW., Jiang, Z., Feng, MJ. (2020) ‘Advances in treatment of neurodegenerative diseases: Perspectives for combination of stem cells with neurotrophic factors’, *World Journal of Stem Cells*, 12(5), pp. 323–338. Available at: <https://doi.org/10.4252/wjsc.v12.i5.323>.
- Wang, L., Wang, L. and Cong, X. (2019) ‘Mesenchymal stem cells may ameliorate nephrotic



syndrome post-Alport syndrome nephrectomy: the role of microRNA-378 and connexin 43', *Journal of Cellular Biochemistry*, 120(8), pp. 12556–12563.

Wang, M., Liang, C., Hu, H, Zhou, L., Xu, B., Wang, X., et al. Intraperitoneal injection (IP), Intravenous injection (IV) or anal injection (AI)? Best way for mesenchymal stem cells transplantation for colitis. *Sci Rep* 6, 30696 (2016). <https://doi.org/10.1038/srep30696>

Wang, Q., Yang, Q., Wang, Z., Tong, H., Ma, L., Zhang, Y., et al. (2016) 'Comparative analysis of human mesenchymal stem cells from fetal-bone marrow, adipose tissue, and Warton's jelly as sources of cell immunomodulatory therapy', *Human Vaccines and Immunotherapeutics*, 12(1), pp. 85–96. Available at: <https://doi.org/10.1080/21645515.2015.1030549>.

Wei, Y., Xie, Z., Bi, J., and Zhu, Z. (2018) 'Anti-inflammatory effects of bone marrow mesenchymal stem cells on mice with alzheimer's disease', *Experimental and Therapeutic Medicine*, 16(6), pp. 5015–5020. Available at: <https://doi.org/10.3892/etm.2018.6857>.

Wiese, C., Rolletschek, G. and Kania, G. (2004) 'Nestin expression— a property of multi-lineage progenitor cells?', *Cellular and Molecular Life Sciences*, 61(19–20), pp. 2510–2522.


Wyse, R.D., Dunbar, G.L. and Rossignol, J. (2014) 'Use of genetically modified mesenchymal stem cells to treat neurodegenerative diseases', *International Journal of Molecular Sciences*, 15(2), pp. 1719–1745. Available at: <https://doi.org/10.3390/ijms15021719>.

Xie, L., Zeng, X., Hu, J., and Chen, Q. (2015) 'Characterization of Nestin, a Selective Marker for Bone Marrow Derived Mesenchymal Stem Cells', *Stem Cells International*, 2015. Available at: <https://doi.org/10.1155/2015/762098>.

Yagi, T., Ito, D., Okada, Y., Akamatsu, W., Nihei, Y., Yoshizaki, T., et al. (2011) 'Modeling familial Alzheimer's disease with induced pluripotent stem cells', *Hum. Mol. Genet.*, 20, pp. 4530–4539.

Yan, Y., Ma, T., Gong, K., Ao, Q., Zhang, F., Gong, Y. (2014) 'Adipose-derived mesenchymal stem cell transplantation promotes adult neurogenesis in the brains of Alzheimer's disease mice', *Neural Regeneration Research*, 9(8), pp. 798–805. Available at: <https://doi.org/10.4103/1673-5374.131596>.

Yang, H., Xie, ZH., Wei, LF., Yang, HN, Yang, SN., Zhu, ZY., et al. (2013) 'Human umbilical cord mesenchymal stem cell-derived neuron-like cells rescue memory deficits and reduce amyloid-beta deposition in an A β PP/PS1 transgenic mouse model', *Stem Cell Research and Therapy*. Available at: <https://doi.org/10.1186/scrt227>.



- Yao, P., Zhou, L., Zhu, L., Zhou, B., and Yu, Q. (2020) 'Mesenchymal Stem Cells: A Potential Therapeutic Strategy for Neurodegenerative Diseases', *European Neurology*, 83(3), pp. 235–241. Available at: <https://doi.org/10.1159/000509268>.
- Yu, S., Hei, Y. and Liu, W. (2018) 'Upregulation of seladin-1 and nestin expression in bone marrow mesenchymal stem cell transplantation via the ERK1/2 and PI3K/Akt signaling pathways in an Alzheimer's disease model', *Oncology Letters*, pp. 7443–7449. Available at: <https://doi.org/10.3892/ol.2017.7543>.
- Yue, W., Li, Y., Zhang, T., Jiang, M., Qian, Y., Zhang, M., *et al.* (2015) 'ESC-derived basal forebrain cholinergic neurons ameliorate the cognitive symptoms associated with Alzheimer's disease in mouse models', *Stem Cell Rep*, 5, pp. 776–90.
- Zeng, Q., Zheng, M., Zhang, T., and He, G. (2016) 'Hippocampal neurogenesis in the APP/PS1/nestin-GFP triple transgenic mouse model of Alzheimer's disease', *Neuroscience*, 314, pp. 64–74. Available at: <https://doi.org/10.1016/j.neuroscience.2015.11.054>.
- Zhang, W., Wang, GM., Wang, PJ., Zhang, Q., Sha, SH. (2014) 'Effects of neural stem cells on synaptic proteins and memory in a mouse model of Alzheimer's disease', *J Neurosci Res*, 92(2), pp. 185–94.
- Zhao, Y., Chen, X., Wu, Y., Wang, Y., Li, Y., and Xiang, C. (2018) 'Transplantation of Human Menstrual Blood-Derived Mesenchymal Stem Cells Alleviates Alzheimer's Disease-Like Pathology in APP/PS1 Transgenic Mice.', *Front. Mol. Neurosci.*, 11(140).
- Zhao, Y., Dang, M., Zhang, W., Lei, Y., Ramesh, T., Veeraraghavan, VP., *et al.* (2020) 'Neuroprotective effects of Syringic acid against aluminum chloride induced oxidative stress mediated neuroinflammation in rat model of Alzheimer's disease', *Journal of Functional Foods*, 71(April), p. 104009. Available at: <https://doi.org/10.1016/j.jff.2020.104009>.

