

DAFTAR PUSTAKA

- Adriswan, 2004. Perbandingan Kadar Albumin Serum Wanita Hamil Normal, Preeklampsia Ringan, dan Preeklampsia Berat. Tesis, Bagian Obstetri dan Ginekologi FK Unand/ Dr. M. Djamil Padang.
- Akbar M, Dachlan E, 2011. Comparison Between Early Onset and Late Onset Preeclampsia by Echocardiographic Examination of Cardiac Output, Total Vascular Peripheral Resistance, and Doppler Velocimetry Examination of Uterine Artery Resistance Index. *Majalah Obstetri & Ginekologi*, Vol.19 No. 2: 63-68.
- Angsar M, 2010. Hipertensi dalam Kehamilan. Dalam: Saifuddin AB, Rachimhadhi T, Wiknjosastro GH, editors. Ilmu Kebidanan Sarwono Prawirohardjo. Jakarta : PT Bina Pustaka Sarwono Prawirohardjo.
- Bawazier L, 2014. Buku Ajar Ilmu Penyakit Dalam Jilid II. Jakarta: Interna Publishing.
- Benoit J, Rey E, 2011. Preeclampsia: Should Plasma Albumin Level Be a Criterion for Severity?. *J Obstet Gynecol Can*, vol. 33 (9): 922-6.
- Bourdon E, Loreau N, Blache B, 1999. Glucose and Free Radicals Impair the Antioxidant Properties of Serum Albumin. *The FASEB Journal*, vol. 13: 233-244.
- Boyd HA, Tahir H, Wohlfahrt J, Melbye M, 2013. Associations of Personal and Family Preeclampsia History with The Risk of Early, Intermediate, and Late Onset Preeclampsia. *Am. J. Epidemiol*, vol. 178 (11): 1611-19.
- Cunningham FG, Leveno KJ, Bloom SL, Spong CY, Dashe JS, Hoffman BL, Casey BM, Sheffield JS, 2014. Williams Obstetrics 24th Ed. New York: McGraw-Hill Education.
- Dahlan MS, 2011. Statistik untuk Kedokteran dan Kesehatan. Jakarta: Salemba Medika.
- Dahlan MS, 2010. Besar Sampel dan Cara Pengambilan sampel dalam Penelitian Kedokteran dan Kesehatan. Jakarta: Salemba Medika.
- Dahlan MS, 2010. Langkah-langkah Membuat Proposal Penelitian Bidang Kedokteran dan Kesehatan. Jakarta: Sagung Seto.

- Hanum H, Faridah BD, 2014. Faktor Risiko yang Berhubungan dengan Kejadian Preeklampsia Pada Ibu Bersalin di RSUP Dr. M. Djamil Padang. Padang: Poltekkes Kemenkes Jurusan Kebidanan.
- Holfmeyr GJ, Belfort M, 2009. Proteinuria as a Predictor of Complications of Preeclampsia. *BMC Medicine*, 7: 11.
- Kementrian Kesehatan RI, 2013. Riset Kesehatan Dasar. Jakarta: Kementrian Kesehatan RI.
- Lisonkova S, Sabr Y, Mayer C, Young C, Skoll A, Joseph KS, 2014. Maternal Morbidity Associated with Early Onset and Late Onset Preeclampsia. *Obstet Gynecol*, vol. 124 (4): 771-781.
- Madazli R, Yuksel MA, Imamoglu M, Tuten A, Oncul M, Aydin B, Demirayak G, 2014. Comparison of Clinical and Perinatal Outcomes in Early and Late Onset Preeclampsia. *Arch Gynecol Obstet*, vol. 290: 53-57.
- Murray RK, 2012. Protein Plasma dan Imunoglobulin. Dalam : Murray RK, Granner DK, Rodwell VW. Biokimia Harper ed 27. Jakarta: EGC
- Muzammil S, Khayyam KU, Siddiqui AN, 2014. Serum Protein Ratio in Normal and Preeclamptic Women of Primiparous and Multiparous in Relation to Age. *International Journal of Basic and Applied Medical Sciences*, vol. 4 (2), pp. 331-5.
- Nicholson JP, Wolmarans MR, Park GR, 2000. The Role of Albumin in Critical Illness. *British Journal of Anaesthesia*, vol. 85 (4): 599-610.
- Notoatmojo S, 2012. Metodologi Penelitian Kesehatan. Jakarta: PT Rineka Cipta.
- Olooto WE, Amballi AA, Mosuro AO, Adeleye AA, Banjo TA, 2013. Assesment of Total Protein, Albumin, Creatinine, and Aspartat Transaminase Level in Toxemia of Pregnancy. *J. Med. Sci*, vol. 13 (8): 791-6.
- Roche M, Rondeau P, Singh NR, Tarnus E, Bourdon E, 2008. The Antioxidant Properties of Serum Albumin. *FEBS Letters*, vol. 582: 1783-87.
- Sastroasmoro S, Ismael S, 2002. Dasar – Dasar Metodologi Penelitian Klinis. Jakarta : CV Sagung Seto.
- Schaarschmidt W, Rana S, Stepan H, 2013. The course of angiogenic factors in early vs late onset preeclampsia and HELLP syndrome. *J. Perinat. Med*, 41 (5); 511-6.


Sibai B, Dekker G, Kupferminc M, 2005. Pre-eclampsia. *The Lancet*, vol. 365: 785-799.

Singh P, Khan S, Siddiqui AH, 2012. Hypoalbuminemia: A Hospital Based Study. *Indonesia Journal of Biomedical Science*, vol. 6, no. 2: 40-42.

Stosur S, Liu N, Rodrigues S, Sandoval-Herrera C, Mundt L, Garon J, 2011. Serum Water Analysis in Normal Pregnancy and Preeclampsia. *Clinical Laboratory Science*, vol. 24, no. 2: 99-104.

Stubert J, Ullmann S, Dieterich M, Diedrich D, Reimer T, 2014. Clinical Differences Between Early and Late Onset Severe Preeclampsia and Analysis of Predictors for Perinatal Outcomes. *J. Perinat. Med*, vol. 42 (5): 617-627.

Valensise H, Vasapollo B, Gagliardi G, Novelli GP, 2008. Early and Late Preeclampsia, Two Different Maternal Hemodynamic States in the Latent Phase of the Disease. *Hypertension*, vol. 52: 873-880.



Lampiran 1. Master Tabel

Preeklamsia Berat *Early Onset*

No.	Nama	No. RM	Umur (tahun)	Usia Kehamilan (minggu)	TD (mmHg)	Edema	Proteinuria	Albumin (g/dl)	Total Protein (g/dl)	RPD
1	YL	85.89.41	34	30-31	230/100	(+)	(++)	3,6	5,6	(-)
2	YP	85.65.31	37	30-32	180/110	(-)	(++)	2,3	5	(-)
3	RW	87.20.02	26	24-26	180/130	(+)	(+)	2,8	4,8	(-)
4	YF	86.28.42	27	30-32	190/140	(-)	(++)	3,5	7	(-)
5	EK	70.67.24	24	32-33	180/110	(-)	(+++)	2,3	4,8	(-)
6	RY	87.86.39	32	32-34	160/100	(-)	(+++)	2,5	5,2	(-)
7	GW	88.34.49	25	30-32	150/90	(+)	(+++)	2,8	5	(-)
8	ML	87.73.18	26	30-32	170/100	(-)	(+)	2,3	5,3	(-)
9	MA	87.34.00	39	30-32	180/110	(-)	(++++)	3	6,1	(-)
10	MA	89.20.78	18	30-32	170/100	(-)	(++)	3,3	5,6	(-)
11	EY	89.86.87	34	32-34	140/80	(-)	(+++)	3	5	(-)
12	MH	88.60.77	36	32-34	210/120	(-)	(+)	3	6,2	(-)
13	MY	85.86.65	33	28-30	150/100	(-)	(+++)	3	6,4	(-)
14	JU	88.46.95	34	24-25	160/100	(-)	(-)	3,7	7	(-)
15	SI	87.45.15	40	24-25	160/130	(-)	(++)	2,7	5	(-)
16	MA	86.40.95	35	32-34	210/110	(+)	(+++)	2,6	5,6	(-)
17	YW	89.12.74	40	33-34	180/100	(-)	(+++)	2,2	4,8	(-)
18	LJ	87.72.64	22	32-33	150/100	(-)	(+)	3,5	6	(-)
19	EM	86.76.94	29	31-32	160/100	(+)	(++++)	2,1	4,7	(-)
20	FR	85.44.24	20	30-31	160/100	(+)	(+++)	2,6	5,2	(-)
21	SH	83.87.24	19	28-30	150/100	(-)	(++)	3,1	5,7	(-)
22	MM	85.73.63	39	20-22	190/110	(-)	(+++)	3,1	6,2	(-)
23	LW	86.99.73	19	30-32	160/100	(-)	(++)	3,2	5,5	(-)
24	PY	92.68.91	34	30-32	200/100	(-)	(+++)	2,9	5,2	(-)
25	LE	89.50.60	23	28-30	140/90	(+)	(+++)	2,3	5,1	(-)
26	SM	89.62.40	26	33-34	140/100	(-)	(++)	3,4	6	(-)
27	EL	86.57.51	42	22-23	200/140	(-)	(+++)	3,7	6,5	(-)
28	RD	91.21.41	35	33-34	160/100	(-)	(-)	3,3	6,4	(-)
29	MA	89.65.61	39	31-32	160/100	(-)	(+++)	2,9	5,6	(-)
30	LI	90.74.41	29	32-33	180/100	(-)	(+++)	3,5	6,3	(-)
31	SE	100.45.82	32	32-34	220/160	(-)	(+)	3,9	7,1	(-)
32	YF	91.53.12	33	32-34	160/100	(+)	(++)	3,4	6,8	(-)
33	US	92.67.49	30	31-32	180/110	(+)	(+++)	2,9	5,5	(-)
34	NE	92.41.99	37	32-34	200/140	(-)	(+++)	3,2	6,3	(-)
35	NH	91.84.49	30	33-34	170/100	(-)	(+++)	2,3	5	(-)
36	LP	91.35.64	25	27-28	150/100	(-)	(-)	2,1	4,2	(-)
37	RW	89.54.73	33	28-29	200/150	(-)	(+++)	2,8	6	(-)

38	MU	92.51.13	29	32-34	170/100	(-)	(-)	3	5,3	(-)
39	ER	90.65.18	35	32-34	170/120	(-)	(+)	3,4	6,4	(-)
40	AT	90.85.28	30	32-34	180/100	(-)	(+)	3	6,4	(-)
41	RP	92.35.18	35	26-28	160/100	(-)	(++)	2,9	5,4	(-)
42	BS	90.79.37	28	27-28	140/90	(+)	(+)	2,8	6,2	(-)
43	DN	89.79.07	35	30-32	200/120	(+)	(+++)	3,6	6,1	(-)
44	VM	91.03.07	23	30-32	140/90	(+)	(+)	3,1	5,6	(-)
45	DS	89.87.55	26	32-34	180/100	(-)	(++)	3,3	6,5	(-)
46	AA	90.97.05	35	28-30	160/100	(-)	(+++)	2,8	5,8	(-)
47	RA	90.64.95	24	30-32	160/100	(-)	(+)	3	6,3	(-)
48	RH	43.28.10	36	28-30	180/130	(-)	(+++)	2,8	5,7	(-)
49	LT	92.92.50	25	26-27	170/120	(+)	(+++)	3,2	6,4	(-)
50	RS	93.06.00	26	32-34	160/100	(-)	(+++)	2,9	6	(-)

Preeklamsia Berat Late Onset

No.	Nama	No. RM	Umur (tahun)	Usia Kehamilan (minggu)	TD (mmHg)	Edema	Proteinuria	Albumin (g/dl)	Total Protein (g/dl)	RPD
1	LW	87.62.82	38	38-39	160/100	(-)	(++)	3,7	6,2	(-)
2	ME	92.25.18	23	38-39	160/100	(-)	(++)	3,7	6,6	(-)
3	ML	88.66.53	34	40-41	170/110	(-)	(+)	3,4	5,9	(-)
4	DA	85.57.92	38	39-40	180/110	(-)	(++)	3,4	6,2	(-)
5	EY	85.55.42	27	39-40	180/110	(-)	(+)	3,7	6,6	(-)
6	EW	87.68.37	35	39-40	170/110	(-)	(++)	3	5,2	(-)
7	YU	86.44.76	45	39-40	160/100	(-)	(++)	3,2	5,4	(-)
8	NI	86.67.26	39	34-36	190/100	(+)	(+)	3,6	6,2	(-)
9	NA	89.21.02	41	39-40	170/100	(-)	(++)	3,3	5,9	(-)
10	ES	88.77.92	19	39-40	190/130	(-)	(+++)	3	6	(-)
11	LF	87.77.11	24	39-40	150/110	(-)	(++)	3,4	6,2	(-)
12	SD	36.17.83	35	39-40	160/100	(-)	(+++)	3	6	(-)
13	GU	87.32.59	31	38-39	160/100	(-)	(++)	3,3	5,9	(-)
14	FW	87.23.89	38	34-35	160/90	(-)	(++)	4	6,6	(-)
15	DY	92.61.76	30	37-38	180/100	(-)	(-)	3,5	6,3	(-)
16	RD	87.46.09	34	39-40	170/110	(-)	(++)	3,3	6,1	(-)
17	NL	93.02.44	41	34-36	220/150	(-)	(-)	3,5	6,6	(-)
18	PP	91.26.26	26	34-35	140/100	(-)	(++)	3,5	6,3	(-)
19	LS	85.75.28	39	36-37	160/90	(-)	(++)	3,1	8,2	(-)
20	NS	50.33.27	27	39-40	170/100	(-)	(++)	3,5	6,7	(-)
21	IA	61.96.17	35	34-36	160/100	(-)	(-)	3,7	6,5	(-)
22	VR	53.26.47	37	37-38	190/110	(+)	(++)	3,2	6,3	(-)
23	NL	87.68.97	36	38-39	160/100	(-)	(+++)	3,5	6,4	(-)
24	IS	88.04.27	31	38-39	160/90	(-)	(+++)	3,1	5,7	(-)

25	RN	85.83.35	35	36-37	160/100	(+)	(+++)	2,9	6,4	(-)
26	MA	81.87.16	27	38-39	180/100	(-)	(+++)	3,2	5,7	(-)
27	DA	88.84.96	38	38-40	180/100	(-)	(++)	3,1	6	(-)
28	SE	87.35.86	23	34-35	160/100	(+)	(++)	2,9	6,5	(-)
29	YF	92.11.80	33	37-38	160/110	(-)	(-)	3,8	6,9	(-)
30	DE	88.65.35	30	38-39	190/110	(+)	(++)	3	6,8	(-)
31	MT	89.89.00	42	37-38	220/110	(+)	(++)	3,6	6,1	(-)
32	EF	88.33.05	22	38-39	170/120	(-)	(++)	3,6	6,6	(-)
33	SM	86.12.85	20	38-39	160/100	(-)	(++)	3,7	6,4	(-)
34	YK	89.18.84	24	38-39	160/100	(-)	(+++)	3,6	6,9	(-)
35	RW	88.73.24	21	38-39	180/110	(-)	(+++)	3,3	6,2	(-)
36	MD	86.41.04	20	38-39	190/120	(-)	(+++)	3,2	5,5	(-)
37	FN	85.96.83	35	36-37	210/110	(-)	(++)	3,7	6,6	(-)
38	RM	86.00.53	22	35-36	160/110	(-)	(++)	3,5	5,7	(-)
39	RI	90.92.11	30	38-39	170/100	(-)	(-)	3,3	6	(-)
40	NE	85.25.08	30	38-39	140/100	(-)	(++)	3,7	6,8	(-)
41	FW	93.13.31	33	38-39	160/110	(-)	(-)	3,5	6,3	(-)
42	RS	93.04.21	22	34-36	160/100	(-)	(+)	3,6	5,9	(-)
43	DT	91.85.87	34	34-36	150/90	(-)	(++)	4,2	8,1	(-)
44	NU	91.12.19	31	35-36	160/100	(-)	(++)	3,2	6,6	(-)
45	EF	92.49.54	30	37-38	190/110	(-)	(-)	3,7	7	(-)
46	HA	87.64.96	28	35-36	170/110	(-)	(+++)	3	5,2	(-)
47	WW	95.64.34	40	36-37	160/110	(-)	(++)	3,5	6,4	(-)
48	RE	91.51.82	22	34-35	160/90	(+)	(+)	3,3	4,7	(-)
49	RA	86.50.54	43	38-39	150/100	(-)	(++)	3,6	6,9	(-)
50	FI	87.65.89	25	39-40	155/100	(+)	(+++)	3,1	5,7	(-)



Lampiran 2. Analisis Statistik

Rerata Kadar Albumin Serum pada Preeklamsia Berat *Early Onset* dan *Late Onset*

Case Processing Summary

		Cases					
		Valid		Missing		Total	
	diagnosis	N	Percent	N	Percent	N	Percent
albumin	early	50	100.0%	0	0.0%	50	100.0%
	late	50	100.0%	0	0.0%	50	100.0%

Descriptives

		Diagnosis	Statistic	Std. Error
albumin	early	Mean	2.9720	.06318
		95% Confidence Interval for Mean	Lower Bound	2.8450
			Upper Bound	3.0990
		5% Trimmed Mean	2.9744	
		Median	3.0000	
		Variance	.200	
		Std. Deviation	.44678	
		Minimum	2.10	
		Maximum	3.90	
		Range	1.80	
		Interquartile Range	.52	
		Skewness	-.161	.337
		Kurtosis	-.517	.662
			late	Mean
95% Confidence Interval for Mean	Lower Bound			3.3256
	Upper Bound			3.4904
5% Trimmed Mean	3.4000			
Median	3.4500			
Variance	.084			
Std. Deviation	.28986			
Minimum	2.90			
Maximum	4.20			
Range	1.30			
Interquartile Range	.40			
Skewness	.211			.337
Kurtosis	-.171			.662

Rerata Kadar Total Protein Serum pada Preeklamsia Berat *Early Onset* dan *Late Onset*

Case Processing Summary

	diagnosis	Cases					
		Valid		Missing		Total	
		N	Percent	N	Percent	N	Percent
totalserum	early	50	100.0%	0	0.0%	50	100.0%
	late	50	100.0%	0	0.0%	50	100.0%

Descriptives

		Diagnosis	Statistic	Std. Error	
totalserum	early	Mean	5.7560	.09567	
		95% Confidence Interval for Mean	Lower Bound	5.5637	
			Upper Bound	5.9483	
		5% Trimmed Mean	5.7533		
		Median	5.7000		
		Variance	.458		
		Std. Deviation	.67647		
		Minimum	4.20		
		Maximum	7.10		
		Range	2.90		
		Interquartile Range	1.10		
		Skewness	-.024	.337	
		Kurtosis	-.663	.662	
			late	Mean	6.2780
95% Confidence Interval for Mean	Lower Bound			6.1019	
	Upper Bound			6.4541	
5% Trimmed Mean	6.2578				
Median	6.3000				
Variance	.384				
Std. Deviation	.61951				
Minimum	4.70				
Maximum	8.20				
Range	3.50				
Interquartile Range	.70				
Skewness	.554			.337	
Kurtosis	2.455			.662	

Perbedaan Rerata Kadar Albumin dan Total Protein Serum pada Preeklamsia Berat *Early Onset* dan *Late Onset*

Case Processing Summary

		Cases					
		Valid		Missing		Total	
		N	Percent	N	Percent	N	Percent
albumin	early	50	100.0%	0	0.0%	50	100.0%
	late	50	100.0%	0	0.0%	50	100.0%

Tests of Normality

		Kolmogorov-Smirnov ^a			Shapiro-Wilk		
		Statistic	Df	Sig.	Statistic	df	Sig.
albumin	early	.110	50	.179	.971	50	.266
	late	.125	50	.051	.962	50	.103

a. Lilliefors Significance Correction



Test of Homogeneity of Variance

		Levene Statistic	df1	df2	Sig.
albumin	Based on Mean	6.096	1	98	.015
	Based on Median	5.615	1	98	.020
	Based on Median and with adjusted df	5.615	1	79.689	.020
	Based on trimmed mean	6.062	1	98	.016



T-Test

Group Statistics

		diagnosis	N	Mean	Std. Deviation	Std. Error Mean
albumin	early		50	2.9720	.44678	.06318
	late		50	3.4080	.28986	.04099



Independent Samples Test

		Levene's Test for Equality of Variances		t-test for Equality of Means						
		F	Sig.	T	df	Sig. (2-tailed)	Mean Difference	Std. Error Difference	95% Confidence Interval of the Difference	
									Lower	Upper
albumin	Equal variances assumed	6.096	.015	-5.789	98	.000	-.43600	.07532	-.58546	-.28654
	Equal variances not assumed			-5.789	84.041	.000	-.43600	.07532	-.58577	-.28623

Case Processing Summary

		Cases					
		Valid		Missing		Total	
diagnosis		N	Percent	N	Percent	N	Percent
totalserum	early	50	100.0%	0	0.0%	50	100.0%
	late	50	100.0%	0	0.0%	50	100.0%

Tests of Normality

		Kolmogorov-Smirnov ^a			Shapiro-Wilk		
diagnosis		Statistic	df	Sig.	Statistic	df	Sig.
totalserum	early	.101	50	.200	.975	50	.375
	late	.122	50	.062	.940	50	.013

*. This is a lower bound of the true significance.

a. Lilliefors Significance Correction

Test of Homogeneity of Variance

		Levene Statistic	df1	df2	Sig.
totalserum	Based on Mean	2.621	1	98	.109
	Based on Median	2.508	1	98	.117
	Based on Median and with adjusted df	2.508	1	95.295	.117
	Based on trimmed mean	2.585	1	98	.111

NPar Tests

Descriptive Statistics

	N	Mean	Std. Deviation	Minimum	Maximum
total protein	100	6.0170	.69661	4.20	8.20
diagnosis	100	1.50	.503	1	2

Mann-Whitney Test

Ranks



	diagnosis	N	Mean Rank	Sum of Ranks
total protein	early	50	39.95	1997.50
	late	50	61.05	3052.50
	Total	100		

Test Statistics^a

	total protein
Mann-Whitney U	722.500
Wilcoxon W	1997.500
Z	-3.642
Asymp. Sig. (2-tailed)	.000

a. Grouping Variable: diagnosis

Lampiran 3. Surat Izin Penelitian

	KEMENTERIAN KESEHATAN RI DIREKTORAT JENDERAL BINA UPAYA KESEHATAN RSUP DR. M. DJAMIL PADANG Jalan Perintis Kemerdekaan Padang - 25127 Telepon (0751) 32371, 810253, 810254 Faximile. (0751) 32371	
-----------------------------------------------------------------------------------	------------------------------------------------------------------------------------------------------------------------------------------------------------------------------------------------------------------------------------	-------------------------------------------------------------------------------------

11 Desember 2015

Nomor : LB.00.02.07.1742
Perihal : Izin Melakukan Penelitian
 a.n. Yohanna Trinanda

Yang terhormat,
Wakil Dekan I
Fakultas Kedokteran Unand
di
Padang

Sehubungan dengan surat Saudara Nomor : 12022/UN16.02 WD I/PP/2015 tanggal 27 November 2015 perihal tersebut di atas, bersama ini kami sampaikan bahwa pada prinsipnya kami tidak keberatan menerima mahasiswa :

Nama : Yohanna Trinanda
BP/NIM : 1210312101
Institusi : S-1 Fakultas Kedokteran Unand Padang


Untuk melakukan penelitian di RSUP Dr.M.Djamil Padang, dalam rangka pembuatan karya tulis/skripsi/Tesis dengan judul :

“Perbedaan Rerata Kadar Albumin dan Total Protein Serum Pada Preeklampsia Berat Early Onset dan Late Onset “

Dengan catatan sebagai berikut:

1. Penelitian yang bersifat intervensi, harus mendapat persetujuan dari panitia etik penelitian kesehatan dengan dikeluarkannya "Ethical Clearance".
2. Semua informasi yang diperoleh di RSUP DR. M. Djamil Padang semata-mata digunakan untuk perkembangan ilmu pengetahuan dan tidak disebarluaskan pada pihak lain yang tidak berkepentingan
3. Harus menyerahkan 1 (satu) eksemplar karya tulis ke Bagian Diklit RSUP DR. M. Djamil Padang
4. Segala hal yang menyangkut pembiayaan penelitian adalah tanggung jawab si peneliti.

Demikianlah kami sampaikan, atas perhatian dan kerjasamanya diucapkan terima kasih.


a.n. Kabag. Pendidikan & Penelitian
Kasubag. Diklit Medis
Ezzy R. MKM
NIP. 195909011981032002