

DAFTAR PUSTAKA

- Abbas AK, Andrew HL, Shiv P (2012). Cellular and molecular immunology 7th ed. USA: Elsevier.
- Adolffson O, Meydani SN, Russel RM (2004). Yoghurt and gut function. *J Clin Nutr* 80:245-56.
- Akuzawa R, Surono IS (2002). Fermented milk in Asia. In: Roginsky H, Fuquay JW, Fox PF (eds). *Encyclopedia of dairy science*. London: Academic Press Ltd.: 1045-48
- Alander M, Satokari R, Korpela R, Saxelin M, Villopen ST, Marttila ST, von-Wright A (1999). Persistence of colonization of human colonic mucosa by a probiotics strain after oral consumption. *Applied and Enviromental Microbiology*, 65: 351-4
- Alasiry, E., Abbas, N., & Daud, D., 2007, Khasiat Klinik Pemberian Probiotik pada Diare Akut Nonspesifik Bayi dan Anak, Bagian Ilmu Kesehatan Anak, Fakultas Kedokteran Universitas Hasanuddin, RS Wahidin Sudirohusodo, *Jurnal Sari Pediatri* Vol. 8, No.3 : 36-41, Makassar.
- Arief I, Jenie BS, Astawan A, Witarto A (2010). Efektivitas probiotik *Lactobacillus plantarum* 2C12 dan *Lactobacillus acidophilus* 2B4 sebagai pencegah diare pada tikus percobaan. *J Anim Sci Technol*. 33:137-43
- Arifin M, Pramono VJ (2014). Pengaruh pemberian sinbiotik sebagai alternatif pengganti Antibiotic Growth Factor Promotor terhadap pertumbuhan dan ukuran vili usus ayam broiler. *Jurnal Sain Veteriner*, 32(2). 205-17

Asemi *et al* (2011). Effects of daily consumption of probiotic yoghurt on inflammatory factors in pregnant women : a randomized controlled trial. *Pak.J.Biol.Sci.*14(8):476-482.

Aslinar, Jurnal YD, Purwati E, Sayoeti Y (2014). Probiotic *weissella paramesenteroides* on enteropathogenic *Escherichia coli*-induced diarrhea. *Paediatrica indonesiana*, 54(1): 1-8.

Astawana M, Wresdiyati T, Arief I, Suhestia E (2011). Gambaran hematologis tikus putih (*Rattus norvegicus*) yang diinfeksi *Escherichia coli* enteropatogenik dan diberikan probiotik. *Jurnal Media Peternakan*, 34(1):7-13.

Baratawidjaja KG (2014). *Imunologi Dasar Edisi Ke-11*. Jakarta: Badan Penerbit, FKUI.

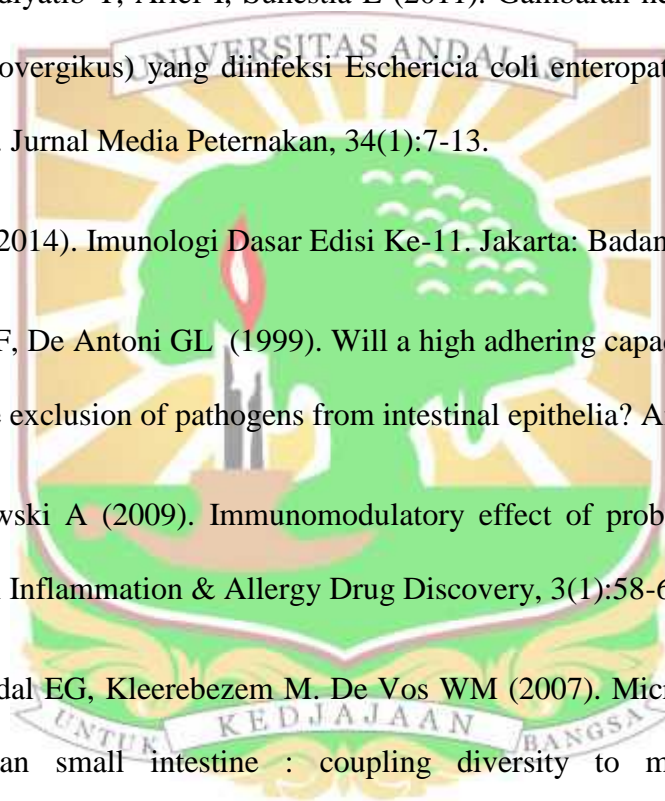
Biblioni R, Perez PF, De Antoni GL (1999). Will a high adhering capacity in probiotic strain guarantee exclusion of pathogens from intestinal epithelia? *Anaerobe*, 5:519-24

Bodera P, Chcialowski A (2009). Immunomodulatory effect of probiotic bacteria. *Recent Patens on Inflammation & Allergy Drug Discovery*, 3(1):58-64.

Booijink C, Zoetendal EG, Kleerebezem M, De Vos WM (2007). Microbial communities in the human small intestine : coupling diversity to metagenomics. *Future microbiol*,2(3):285-95

Borlioux P, Koletzko B, Guarner F, Braesco V (2003). The intestine and its microflora are partners for the protection of the host. *Am J Clin Nutr*, 78: 675-83

Budino FEL, Thomaz MC, Kronka RN, Nakaghi LSO, Tucci FM, Fraga AL, *et al* (2005). Effect of probiotic and prebiotic inclusion in weaned piglet diets on structure and



ultrastructure of small intestine. *Brazilian Archives of Biotechnology and Technology*, 46 (6): 921-9

Caicedo RA, Schanler RJ, Li N, Neu J (2005). The developing intestinal ecosystem: implication for neonate. *International Pediatric Research*, 58 (4): 625-8.

Canzi E, Gugliemetti S, Mora D, Tamagnini I, Parini C (2005). Condition affecting cell surface properties of human intestinal bifidobacteria. *Antonie van Leeuwenhoek*, 88: 207-219

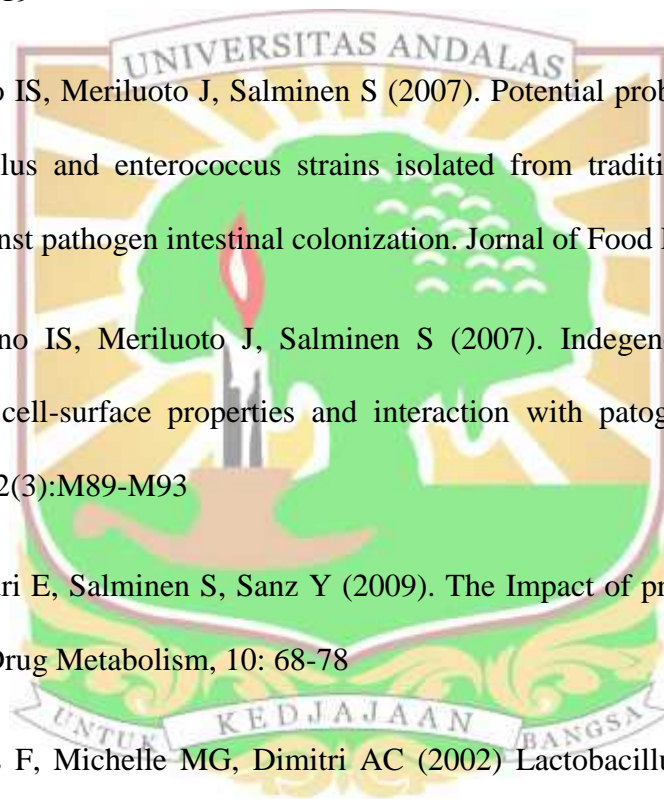
Collado mc, Surono IS, Meriluoto J, Salminen S (2007). Potential probiotic characteristic of lactobacillus and enterococcus strains isolated from traditional dadih fermentes milk against pathogen intestinal colonization. *Jornal of Food Protection*, 70: 700-5

Collado MC, Surono IS, Meriluoto J, Salminen S (2007). Indegenous dadih lactic acis bacteria: cell-surface properties and interaction with patogens. *Journal of food science*,72(3):M89-M93

Collado MC, Isolauri E, Salminen S, Sanz Y (2009). The Impact of probiotic on gut health. *Current Drug Metabolism*, 10: 68-78

Cornelius W, Chris F, Michelle MG, Dimitri AC (2002) Lactobacillus Therapy for Acute Infectious Diarrhea in Children:A Meta-analysis. *Pediatrics*;109;678-684

De Keersmecker SC, Verhoeven TL, Desair J, Vanderleyden J, Nagy I (2005). Strong antimicrobial activity of lactobacillus rhamnosus against salmonella thypimurium is ude to accumulation of lactic acid. *FEMS Microbiol Lett*, 259: 89-96



Dewi E, Khairil, Mudatsir (2013). Analisis potensi antibakteri teh rosella terhadap paparan Enteropathogenic Eschericia coli (EPEC) pada mencit (*Mus musculus*). *Jurnal Kedokteran Syiah Kuala*, 13(2):77-85.

Dharmawan J, Surono IS, Lee YK (2006) Adhesion properties of indigeneous dadih lactic acid bacteria on human intestinal mucosa surface. *Asian-Australian Journal of Animal Sciences* 19: 751-55

Diarlin SO, Ardyati T, Sjojfan O (2013). Pengaruh *Lactobacillus fermentum* dan *Lactobacillus salivarius* dalam menghambat pertumbuhan bakteri patogen pada saluran pencernaan ayam pedaging (*Gallus gallus domesticus*)

Dinas Kesehatan Kota Padang (2014). Data 10 penyakit terbanyak pada balita per puskesmas.

Dunowitz M, Alan NC, Richard H, Samuel B, Collins H (1979). Significance of abnormal rabbit ileal histology in the pathogenesis of diarrhea. *Infection and Immunity*, 26:380-6

Elizaguirre I, Urkia NG, Asensio AB, Zubillaga I, Zubillaga P, Vidales C, *et al* (2002). Probiotic supplementation reduces the risk of bacterial translocation in experimental short bowel syndrome. *J Ped Sur*, 37: 699-702

El-Jakee J, Moussa IM, Nada SA, Mohamed KhF, Asgan MH, *et al*. 2010. Influence of probiotics mixture on *Salmonella typhimurium* in Mice. *Intern jour microbiol research*, 1(2): 50-61

Eroschenko VP (2008). *Atlas histologi difiore: dengan korelasi fungsional*. Jakarta: EGC: Ed 11: 303-13.

Federer WT. (1967). *Experimental design, theory and application*. Macmillan, New York.

Firmansyah A (2001). Terapi probiotik dan prebiotik pada penyakit saluran cerna anak. Sari
Pediatri, 2 (4): 210-4

Fonden R, Mogensen G, Tanaka R, Salminen S (2000). Culture-containing dairy product-
effect on intestinalmicroflora, human nutrition and health: current knowledge and
future perspectives. *Bull Int. Dairy Fed.* 352: 1-30

Fuller R (1992). Probiotics: the Scientific basis. Ed.Fuller R London; Chapman and Hall.

Gregory JL, Shuguang L, Mohamed EM, Cheryl R, Arthur CO (2009). Probiotic Effects on
Cold and Influenza-Like Symptom Incidence and Duration in Children.
Pediatrics;124;e172-e179

Guarner F, Schaafsma G (1998). Probiotics. *Int J Food Microbiol*, 39: 237-8

Guarner F, Perdigon G, Corthier G, Salminen S, Koletzko B, Morelli L (2005). Should
yoghurt culture be considered as probiotic?. *British Journal of Nutrition* 93: 783-86

Guarner F, Garisch J, Eliakim R (2009). World gastroenterology organization practice
guidelines: Probiotics and prebiotics. *Arab Journal of Gastroenterology*, 33-42.

Gøbel RJ, Jensen SM, Frøkiær H, et al (2012). Obesity, inflammation and metabolic
syndrome in Danish adolescents. *Acta Paediatr* ;101:192–200

Harimurti S, Rahayu ES (2009). Morfologi usus ayam broiler yang disuplementasi dengan
probiotik strain tunggal dan campuran. *Agritech*, 29 (3): 179-183.

Hartanti AW (2010).Evaluasi aktivitas antidiare isolate lactobacillus dari air susu ibu. Bogor,
Institut Pertanian Bogor. Tesis.

Haskard CA, El-Nazemi HS, Kankaapa PE, Salminen S, Ahokas JT (2001). Surface binding
of aflatoxin B1 by lactic acid bacteria. *Appl. Environ Microbiol*, 67: 3086-91

Hasono A, Wardoyo R, Otani H (1989). Microbial flora in dadih, a traditional fermented milk in Indonesia. *Lebensmittel-Wissenschaft & Technologie* 22: 20-24

Havenaar R, Huis In't Veld JHJ (1992). Probiotics: a general view. In: BJB Wood (ed). *Lactic acid bacteria in health and disease vol. 1*. Amsterdam: Elsevier Applied Science Publishers: 151-71

Hemaiswarya S, Raja R, Ravikumar R, Carvalho IS (2013). Mechanism of action of probiotic. *Braz. Arch. Biol. Technol.* 56 (1): 113-19

Hickson M (2011). Probiotics in the prevention of antibiotic-associated diarrhoea and clostridium difficile infection. *Ther Adv Gastroenterol*, 4 (3): 185-197

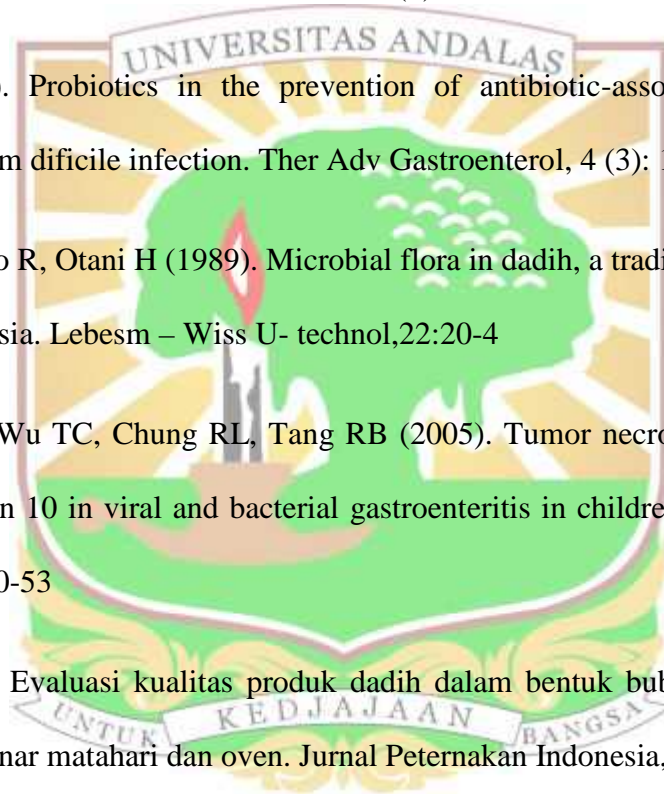
Hosono A, Wardoyo R, Otani H (1989). Microbial flora in dadih, a traditional fermented milk in Indonesia. *Lebesm – Wiss U- technol*, 22:20-4

Hsu TR, Chen SJ, Wu TC, Chung RL, Tang RB (2005). Tumor necrotizing factor alpha and interleukin 10 in viral and bacterial gastroenteritis in children. *J chin med vassoc*, 68(6). 250-53

Ibrahim L (2008). Evaluasi kualitas produk dadih dalam bentuk bubuk yang dikeringkan dengan sinar matahari dan oven. *Jurnal Peternakan Indonesia*, 11 (2): 129-33.

Isolauri M (2004). Probiotics. *Best Practice and Research Clinical Gastroenterology*, 18 (2): 299-313.

Jain S, Yadav H, Sinha PR (2009). Probiotic dahi containing lactobacillus casei protects against salmonella enteritidis infection and modulates immune response in mice. *J Med Food* 2009; 12:576-83



Jawetz, Melnick, Adelberg's (2013). Medical Microbiology. New York: McGraw Hill
Medical

Joint Food and Agriculture Organization/World Health Organization Working Group (2002).
Guidelines for evaluation of probiotics in food. www.fao.org/es/esn/food/ Diakses
pada Maret 2017.

Julian TR (2016). Environmental transmission of diarrheal pathogens in low and middle
income countries. *Enviro.Sci : Processes impacts*. 2016.18: 944-55

Kaila M, Isolauri E, Soppi E, Virtanen E, Laine A, Arvilommi H (1992) Enhancement of the
circulating antibody secreting cell response in human diarrhea by human
Lactobacillus strain. *Ped. Res.* 32: 141-4

Karuniawati (2010). Pengaruh suplementasi zinc dan probiotik terhadap durasi diare akut
cair anak. Semarang, Universitas Diponegoro.

Katharina E *et al* (2007). Prebiotics, probiotic, synbiotics affect mineral absorption, bone
content, and bone structure. *J. Nut.* 137: 838-46

Kelleher SL, Casas I, Carbajal N, Lonnerdal B (2002). Supplementation of infant formula with
the probiotic *Lactobacillus reuteri* and zinc: impact on enteric infection and
nutrition in infant rhesus monkey. *J pediatr gastroenterol nutr*, 35: 162-8.

Kelly AL, Fox PF (2006). Indigenous enzymes in milk: A synopsis of future research
requirements. *International Dairy Journal* 16, 707–715.

Kementrian Kesehatan RI (2011). Situasi diare di Indonesia. Buletin Jendela Data dan
Informasi Kesehatan.

Kusmiati, Malik A (2002). Aktivitas bakterisin dari bakteri *leuconostoc mesentroides* Pbacl pada berbagai media. *Makara Kesehatan*, 6(1): 1-7

Kusuma TS, Riawan W, Ranuh IGM, Surono IS (2008). Kemampuan dari *lactobacillus plantarum* galur IS-10506 dan IS-20506 dalam menghambat aktivasi NF κ B dan meregulasi turun TNF reseptor-1 (TNF-R1) dan apoptosis pada sel epitel border *rattus norvegicus* yang diinduksi LPS. *J kedokteran brawijaya*, 24(1):22-30.

Kusumo PD (2010). Potensi probiotik dalam mekanisme sistem imunitas. *Majalah Kedokteran FK UKI*, 27 (4): 184-193

Laila SR (2011). Profil imunohistokimia antioksidan superoksidase dismutase SOD pada usus halus tikus yang diberi probiotik dan enteropathogenic *eschericia coli*. Bogor, Institut Pertanian Bogor. Tesis.

Lapointe TK, O'Conner PM, Buret AG (2009). The role of epithelial malfunction in the pathogenesis of enteropathogenic *E. coli* induced diarrhea. *Laboratory Investigation*, 89:964-70.

Laurence B, Keith P, Donald B (2008). *Goodman and Gildman's manual of pharmacology and therapeutics*. Ed 12. Newyork : Mc Graw hill; 620.

Lescheid DW (2014). Probiotics as regulators of inflammation: A review. Germany, *Functional Foods in Health and Disease* 2014; 4(7):299-311

Link-Amsterr H, Rochat F, Saudan KY, Mignot O, Aeshclimann JM (1994). Modulation of a specific humoral immune response and changes in intestinal flora mediated through fermented milk intake. *FEMS Immunology Med. Microbiol.* 10: 55-63

Liu J, Wan R, Xu XF, *et al* (2009). Effect of lianshu preparation on lipopolysaccharides-induced diarrhea in rats. *World J Gastroenterol* 15 (6); 2009-15

Lomax AR, Calder PC (2009). Probiotics, immune function, infection, and inflammation: A review of the evidence from studies conducted in human. *Current pharmaceutical design*, 15:1428-518.

Macpherson AJ, Geuking MB, McCoy KD (2005). Immun responses that adapt the instestinal mucosa to commensal intestinal bacteria. *Immunology*, 115:153-62.

Maheshwari R (2010). Characteristic of lactic acid bacteria indigenous dadiah as the candidate for probiotics in Gastrointestinal condition.

Mangell P, Nejdfors P, Wang M, Ahre S, Westrom B, Thorlacius H, *et al* (2002). *Lactobacillus plantarum* inhibitis *E. coli* induced intestinal permeability. *Dig Disorder and Sci.*, 47: 511-6

Mantis NJ, Rol N, Corthésy B. (2011). Secretary IgA's Complex Roles in Immunity and Mucosal Homeostasis in the Gut. *Mucosal Immunol* . 2011 ; 4(6): 603–611.

Mardiani A., Sumarmono, J, Setyawardani, T (2013). Total Bakteri Asam Laktat, Kadar Air, dan Protein Keju Peram Susu Kambing yang Mengandung Probotik *Lactobacillus casei* dan *Bifidobacterium longum*, *Jurnal Ilmiah Peternakan* 1 (1) : 244-253.

Marteau P, Cuillierier E, Meance S, Gerhardt MF, Myara A, Boubier M, *et al* (2002). *Bifidobacterium animal strain DN-173 010* shortens the colonic transit time in healthy women: a double-blind, randomized, controlled study. *Alliment Pharmacol Ther*, 16: 587-93

Mattar AF, Teitelbaum DH, Drongwoski RA, Yongyi F, Harmon CM, Coran AG (2002) Probiotic upregulate culture model. *Ped Surg Int*, 18: 586-90

Melia S, Sugita IM (2007). Kualitas dadih susu sapi mutan *Lactobacillus lactis* pada beberapa level waktu fermentasi. *Journal of Indonesian Tropical Animal Agriculture*, 32 (2): 82-90

Mulyani S, Aryani D, Umam N (2016). Effectiveness of probiotics giving for the children's diarrhea duration in PKU Muhammdiyah Yogyakarta. *Pharmaciana*, 6(1): 71-78

Nataro JP, Kaper JB (1998). Diarrheagenic *Escherichia coli*. *Clin microbial review*. Vol.11 No.1:142-201

Ng SC, Hart AL, Kamm MA, Stagg AJ, Knight SC (2009). Mechanism of action of probiotics: Recent advance. *Inflamm boel dis*, 15:300-10.

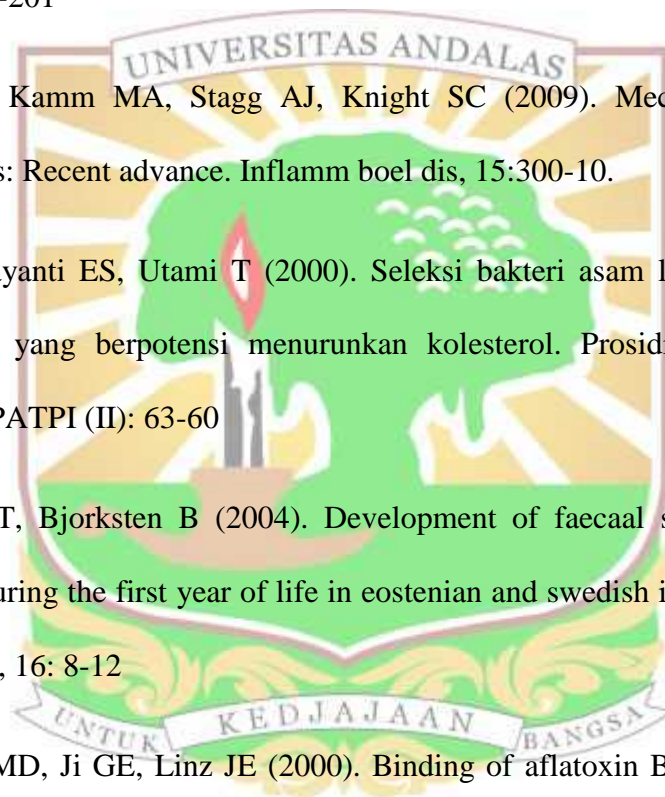
Ngatirah A, Harmayanti ES, Utami T (2000). Seleksi bakteri asam laktat sebagai agensia probiotik yang berpotensi menurunkan kolesterol. *Prosiding Seminar Industri Pangan. PATPI (II)*: 63-60

Norin E, Midvelt T, Bjorksten B (2004). Development of faecal short-chain fatty acid pattern during the first year of life in eostenian and swedish infants. *Icrobiol. Ecol. Heal. Dis*, 16: 8-12

Oatley JT, Rarick MD, Ji GE, Linz JE (2000). Binding of aflatoxin B1 to bifidobacteria in vitro. *J Food Protect*; 63: 1133-6

Oelschlaeger TA (2010) Mechanism of probiotics action-a review. *Int J Med Microbiol*, 300: 57-62

Oshea J, Tato CM, Siogel R (2008). Cytokines and cytokines receptor. In: Rich RR (ed). *Clinical immunology principles and practice*. 3 ed: Mosby Elsevier.



Osterberg KL, Boutagy ME, McMillan RP, Stevens JR, et al. 2015. Probiotic supplementation attenuates increases in body mass and fat mass during high fat diet in healthy young adults. *Obesity*, 23(12):2364-70

Ouwehand AC, Isolauri E, Kirjavainen PV, Salminen S (1999). Adhesion of four *Bifidobacterium* strain isolated from dadih fermented milk. *Journal of Agriculture and Food Chemistry* 56: 3714-20

Oyetayo VO (2004) Performance of rats gastrically dosed with faecal strain of *Lactobacillus acidophilus* and challenged with *Escherichia coli*. *Afr. J. Biotechnol.* 3: 409-11

Papagianni M, Papamichael EM (2011). Purification, amino acid sequence and characterization of the class IIa bacteriocin weisellin A, produced by *Weissella paramesenteroides* Dx. *Bioresource Tech* 102,6730-4.

Pato U (2003). Potensi bakteri asam laktat yang diisolasi dari dadih untuk menurunkan resiko penyakit kanker. *Jurnal Natur Indonesia* 5(2): 162-66

Paul J, Verma AK, Verma R (2007). Role of gut flora in inflammatory bowel disease- a state of art. *Communicating Current Research and Educational Topics and Trends in Applied Microbiology*. School of Life, Jawaharlal Nehru University, New Delhi, India.

Pena, J.A. and Versalovic, J. (2003). *Lactobacillus rhamnosus* GG decreases TNF- α production in lipopolysaccharide-activated murine macrophages by a contact-independent mechanism. *Cell. Microbiol.* 5, 277–285.

Peterson KM, Shu J, Duggal P, Haque R, Mondal D (2010). Association between TNF- α and *Entamoeba histolytica* diarrhea. *Am J Trop Med Hyg*, 82(4): 620-25.

Pickering LK, Cleary T (1998). Approach to patients with gastrointestinal tract infections and food poisoning in Feigin RD, Cherry JC eds. Textbook of Pediatrics infectious disease 4 Ed WB Saunders Co. 1: 567-94

Prasetyo DH, Purwanto B (2010). Efek probiotik pada kadar IgA mencit model sepsis. MKB, 42:175-80.

Price SA, Wilson LM (2014). Patofisiologi: Konsep klinis proses-proses penyakit. Edisi ke 6. Jakarta: EGC, pp: 437-441.

Putra AA, Marlinda Y, Khasrad, Azhike SYD, Wulandari R (2011). Perkembangan dan usaha pengembangan dadih: Sebuah review tentang susu fermentasi tradisional Minangkabau. Jurna Peternakan Indonesia Vol. 13 (3): 159-70

RisKesDas (2011). Situasi diare di Indonesia. Buletin Jendela Data dan Informasi Kesehatan, 2:1-4

Retnaningtyas LP, Subijanto MS, Ariyanto H, Sylviati MD (2008). Effect of probiotic on the fecal sIgA level in preterm infants (A randomized double-blind placebo control study). Paediatr Indones 2008;48:246-53.

Rezvi M, Ubaedillah AN, Ekaputra A, Julizar (2016). In vivo antibacterial activity of dadih ice cream toward salmonella typhimurium development. Conference of international society for enviromental epidemiology and international society of exposure science- Asia chapter 2016 Proceeding. Sapporo. Japan.97

Rosalina I (2007). Efikasi pemberian zinc pada diare. Dalam; Kongres nasional III badan koordinasi gastroenterologi anak Indonesia. Surabaya.250-53.

Routhiau VG, Raibaud P, Dubuquoy C, Moreau MC (2003). Colonization of gnotobiotic mice with human gut microflora at birth protect against e.coli heat labil enterotoxin

mediated abrogation of oral tolerance. *International Pediatric Research*, 54 (4): 739-746

Salminen S, Bouley C, Bouton-Ruault MC, Cummings JH, Frank A, Gibson GR, Isolauri E, *et al* (1998). Functional food science and gastrointestinal physiology and functions. *Br J Nutr*, 80(1): S147-S171

Salminen S, Ouwehand AC, Benno Y, Lee YK (1999). Probiotic: how should they be defined. *Trends in Food Sciences and Technology*, 10: 107-110

Saulnier N, Zocco MA, Caro SD, Gasbarrini G, Gasbarrini A (2006). Probiotic and small bowel mucosa: molecular aspects of their interaction. *Genes and Nutrition*, 1 (2): 107-16

Saavedra JM (2007). Use of Probiotics in Pediatrics: Rationale, Mechanisms of Action, and Practical Aspects. *Nutrition in Clinical Practice* 22:351-365.

Schiffin EJ, Brassard D, Servin AL, Rochat F, Donnet AH (1997). Immune modulation of blood leukocytes in humans by lactic acid bacteria: criteria for strain selection. *American Journal of Clinical Nutrition*, 66: 515-20

Sen S, Ingale SL, Kim JS, Kim YW, Khong C, Lohakare JD, Kim EK, Kim HS, Kwon IK, Chue BJ (2011). Effect of supplementation of bacillus subtilis LS 1-2 grown on citrus juice waste and corn soybean meal substrate on growth performance, nutrient retention, caecal microbiota, and small intestine morphology of broilers. *Asian-Austr. J. Anim. Sci*, 24 (8): 1120-7

Shinta K, Hatantyo, Wijayahadi N (2011). Pengaruh probiotik pada diare akut: penelitian dengan 3 preparat probiotik. *Sari Pediatri*, 13(2): 89-95

Silve M., Jacobus, NV., Deneke C, Gorbach, SL. (1987). Antimicrobial substance from a human Lactobacillus strain. *Antimicrobial Agents and Chemotherapy*, 31(8), 1231–1233.

Simadibrata M, Daldiyono (2006). Diare Akut. Dalam: Sudoyo AW, Setiyohadi B, Alwi I, Simandibrata M, Setiati S (eds). Buku ajar ilmu penyakit dalam jilid I. Jakarta: Pusat Penerbitan Departemen Ilmu Penyakit Dalam FK UI: 408-13

Sirait CH, Setiyanto H (1995). Evaluasi mutu dadih di daerah produsen. Balai Penelitian Ternak, Ciawi, Bogor . Prosiding Seminar Nasional Sains dan Teknologi Peternakan

Sisson V (2011). Types of diarrhea and management strategies. *Program Overview*: 1-8

Strugnell RA, Wijburg OLC (2010). The role of secretory antibodies in infection immunity. *Nature*, 8:656-65.

Subagyo B, Santoso NB (2009). Diare Akut. Dalam: Juffrie M (eds). Buku ajar Gastroenterologi-hepatologi Jilid 1. Jakarta: Balai Penerbit IDAI: 90-125

Sudarmo SM (2003). Peranan probiotik dan prebiotik dalam upaya pencegahan dan pengobatan diare pada anak. Disampaikan dalam Kongres Nasional II Badan Koordinasi Gastroenterologi Anak Indonesia. Bandung, 3-5 Juli 2003.

Sudarmo SM (2004). Probiotik dan respon imun mukosa. Disampaikan dalam Simposium Nutritional Update. Makassar, 12-14 Maret 2004.

Sugitha IM, Aidi LA (1998). Daya cerna dadih yang dibuat dengan penambahan starter *Streptococcus lactis* dalam tabung plastik. *Jurnal peternakan dan Lingkungan* 4 (3): 60-4

Sugitha LM (1995). Dadih makanan tradisional minang. Manfaat dan khasitanya. Dalam: Widyakarya Nasional Khasiat Makanan Tradisional. Kantor Menteri Negara Urusan Pangan, Jakarta: 532-40

Sujaya, et al.(2008). Isolasi dan Karakteristik Bakteri Asam Laktat dari Susu Kuda Sumbawa. J. Vet. 9 (2) : 52 –59

Sunarlim R (2009). Potential Lactobacillus sp. asal dari dadih sebagai starter pada pembuatan susu fermentasi khas indonesia. Buletin Teknologi Pacapanen Pertanian (5): 69-76

Suraatmaja S (2007). Gastroenterologi Anak. Jakarta : Sagung Seto.

Surono IS, Hasono A (1995). Indigenous fermented foods in Indonesia. Japanese J. Dairy Food Sci. 44: A91-A98

Surono IS, Hasono A (1996). Antimutagenicity of milk cultured with lactic acid bacteria from dadih against mutagenic terasi. Milchwissemchaft 51: 493-97

Surono IS (2003). In vitro probiotic properties of indigenous dadih lactic acid bacteria. Asian-Australian Journal of Animal Sciences, 16: 726-31

Surono IS, Khomsan A, Sobariah E, Nurani D (2010). Effect of oxygenated water and probiotic administration on faecal microbial of rats. Microbiologi Indonesia 4: 17-21

Surono IS, Hasono A (2011). Starter cultures. In: Roginsky H, Fuquay JW, Fox PF (eds). Encyclopedia of dairy science. London: Academic Press Ltd.: 477-82

Surono IS (2015). Indonesian dadih. In: Puniya AK (ed). Fermented milk and dairy products first edition. CRC Press: 377-99



Suyono (2002). Lacto-B. Disampaikan pada Simposium Konsep Probiotik. Makassar, 7 September 2002

Szajewska H and Mrukowics JZ (2001). Probiotics and treatment and prevention of acute infectious diarrhea in infants and children: a systemic review of published randomized, double blind, placebo controlled trials. *J Pediatr Gastroenterol Nutr.* 33; 17-25

Taheri HR, Moravej H, Malakzadegan A, Tabandeh F, Zaghari M, Shivazad M *et al.*, (2010). Efficacy of *pediococcus acidilactici*-based probiotic on intestinal coliforms and villus height, serum cholesterol level and performance of broiler chickens. *Afr J Biotechnol*, 9: 7564-7.

Torres *et al.*,(2014). Effect of adding different levels of probiotics to broilers' diets on gastrointestinal tract development and production performance. *Afr. J. Microbiol. Res.* Vol. 9(12), pp. 892-897.

Tuomola EM, Ouwehand AC, Salminen S (1999). The effect of probiotic bacteria on adhesion of pathogens to human intestinal mucosa. *FEMS Immunology and Medical Microbiology* 26: 137-42

Ubaedillah AN, Octofinna F, Farraha S, Ledita T, Regina V, Ekaputa A (2015). Dadih ice cream modulates peritoneal macrophage activity : An experimental study using in vitro model. *International student congress of (Bio)medical sciences Proceeding.* Groningen. Netherlands. 322

Usmiati S, Risfaheri (2013). Pengembangan dadih sebagai pangan fungsional probiotik asli Sumatera Barat. *J. Litbang Pert.* Vol. 32 No. 1: 20-9

Venkat HK, Suhu NP, Kamal K (2004). Jain effect of feeding lactobacillus based probiotic on gut microflora, growth and survival of post larvae of *Microbacterium rosenbergii*. *Aquacul Res*, 35: 501-507

Vrese M, Marteau PR (2007). Probiotics and prebiotics: effects on diarrhea. *J Nutr.*, 137: 803S-811S

Vulcano *et al* (2014). Oral infection with *Enteropathogenic Escherichia coli* triggers immune response and intestinal histological alterations in mice selectes for their minimal acute inflammatory responses. *Microbiol Immunol*; 58: 352-59.

Weber P (1999). The role of vitamins in the prevention of osteoporosis-a brief status report. *Int J Vit Nutri Res*, 69: 194-7

WHO (2013). Diarrhoeal disease. www.who.int/mediacentre/factsheets/fs330/en. Diakses 31 Mei 2017.

World Gastroenterology Organization (2012). Global guideline: acute diarrhea. www.worldgastroenterology.org/guidelines/global-guidelines. Diakses pada 3 April 2017

Wresdiyati T, Laila L, Setiorini Y, Arief II, Astawan M (2013). Probiotik indigenus meningkatkan profil kesehatan usus halus tikus yang diinfeksi epec. *MKB*, 45(2): 78-85

Yuliawati, Jurnal YD, Purwati E, Lubis G (2012). The effect of *pediococcus pentosaceus* on stool frequency, TNF- level, gut microflora balance in diarrhea-induced mice. *The Indonesian journal of gastroenterology hepatology and digestive endoscopy*, 13(2). 97-102

Yurliasni (2010). Aktivitas antimikoba khamir asal dadih (susu kerbau fermentasi) terhadap beberapa bakteri patogen. Agripet.

