

DAFTAR PUSTAKA

1. HIFERI. Konsensus Tatalaksana Sindrom Ovarium Polikistik. Himpunan Endokrinologi Reproduksi dan Fertilitas. 2016:59.
2. Rezaee M, Asadi N, Pournalborz Y, Ghodrat M, Habibi S. A review on glycosylated hemoglobin in polycystic ovary syndrome. *Journal of pediatric and adolescent gynecology*. 2016;29(6):562-6.
3. Teede HJ, Misso ML, Costello MF, Dokras A, Laven J, Moran L, et al. Recommendations from the international evidence-based guideline for the assessment and management of polycystic ovary syndrome. *Human reproduction*. 2018;33(9):1602-18.
4. Wolf WM, Wattick RA, Kinkade ON, Olfert MD. Geographical prevalence of polycystic ovary syndrome as determined by region and race/ethnicity. *International journal of environmental research and public health*. 2018;15(11):2589.
5. Polak K, Czyzyk A, Simoncini T, Meczekalski B. New markers of insulin resistance in polycystic ovary syndrome. *Journal of endocrinological investigation*. 2017;40(1):1-8.
6. Barbosa G, de Sá LBPC, Rocha DRTW, Arbex AKJOJoE, Diseases M. Polycystic ovary syndrome (PCOS) and fertility. 2016;6(1):58-65.
7. Rosenfield RL, Ehrmann DA. The pathogenesis of polycystic ovary syndrome (PCOS): the hypothesis of PCOS as functional ovarian hyperandrogenism revisited. *Endocrine reviews*. 2016;37(5):467-520.
8. Hugh S. Taylor LP, Emre Seli. Chronic Anovulation and the Polycystic Ovary Syndrome. *Speroff's Clinical Gynecologic Endocrinology And Infertility*. 9 ed. Philadelphia: Lippincott Williams & Wilkins; 2020.
9. Tsikouras P, Spyros L, Manav B, Zervoudis S, Poiana C, Nikolaos T, et al. Features of polycystic ovary syndrome in adolescence. *Journal of medicine and life*. 2015;8(3):291.

10. Numbi DK, Beya DT, Luzolo GM, Nyota PK, Ngandu PC, Zita MN, et al. Importance of the Glycated Hemoglobin Assay in Congolese Women with Polycystic Ovary Syndrome: A Case-Control Study in Kinshasa, DR Congo. *Open Journal of Obstetrics and Gynecology*. 2019;9(11):1492.

11. Organization WH. Use of glycated haemoglobin (HbA1c) in diagnosis of diabetes mellitus: abbreviated report of a WHO consultation. World Health Organization, 2011.

12. Tuti A. Perbedaan Kadar Hemoglobin Terглиkasi Metode Boronate Affinity dengan Ion Exchange-High Performance Liquid Chromatography Pada Diabetes Melitus Tipe 2: Universitas Andalas; 2018.

13. Mortada R, Kallail KJ, Dong F, Karakas S. HbA1c in patients with polycystic ovary syndrome: a potential marker of inflammation. *Journal of reproduction & infertility*. 2015;16(4):203.

14. Bozdog G, Mumusoglu S, Zengin D, Karabulut E, Yildiz BO. The prevalence and phenotypic features of polycystic ovary syndrome: a systematic review and meta-analysis. *Human Reproduction*. 2016;31(12):2841-55.

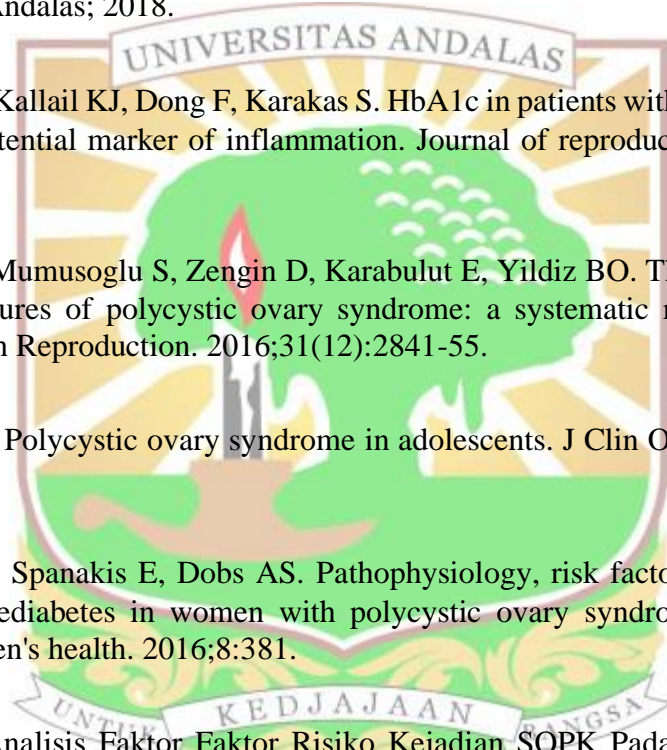
15. Kansra AR. Polycystic ovary syndrome in adolescents. *J Clin Outcomes Manage*. 2016;23(5).

16. Gourgari E, Spanakis E, Dobs AS. Pathophysiology, risk factors, and screening methods for prediabetes in women with polycystic ovary syndrome. *International journal of women's health*. 2016;8:381.

17. Haviz Y. Analisis Faktor Faktor Risiko Kejadian SOPK Pada Remaja Dengan Gangguan Siklus Haid (Suatu Studi Terhadap Siswi Sma Di Kota Simpang Ampek Kabupaten Pasaman Barat Provinsi Sumatera Barat). Surabaya: Universitas Airlangga; 2018.

18. Andersen M, Glinborg D. Diagnosis and follow-up of type 2 diabetes in women with PCOS: a role for OGTT? *European journal of endocrinology*. 2018;179(3):D1-D14.

19. Lizneva D, Suturina L, Walker W, Brakta S, Gavrilova-Jordan L, Azziz R. Criteria, prevalence, and phenotypes of polycystic ovary syndrome. *Fertility and sterility*. 2016;106(1):6-15.



20. Syed I. Glycated haemoglobin; past, present, and future are we ready for the change. *diabetes*. 2011;11:12.

21. Gupta S, Jain U, Chauhan N. Laboratory diagnosis of HbA1c: a review. *J Nanomed Res*. 2017;5(4):00120.

22. Elaine KM. Hemoglobin Metabolism. *Rodak's Hematology Clinical Principle and Application Ed 5th P*. 2016:124-35.

23. Weykamp C. HbA1c: a review of analytical and clinical aspects. *Annals of laboratory medicine*. 2013;33(6):393-400.

24. Bode BW, Irvin BR, Pierce JA, Allen M, Clark AL. Advances in hemoglobin A1c point of care technology. *Journal of diabetes science and technology*. 2007;1(3):405-11.

25. Little RR, Roberts WL. A review of variant hemoglobins interfering with hemoglobin A1c measurement. *SAGE Publications*; 2009.

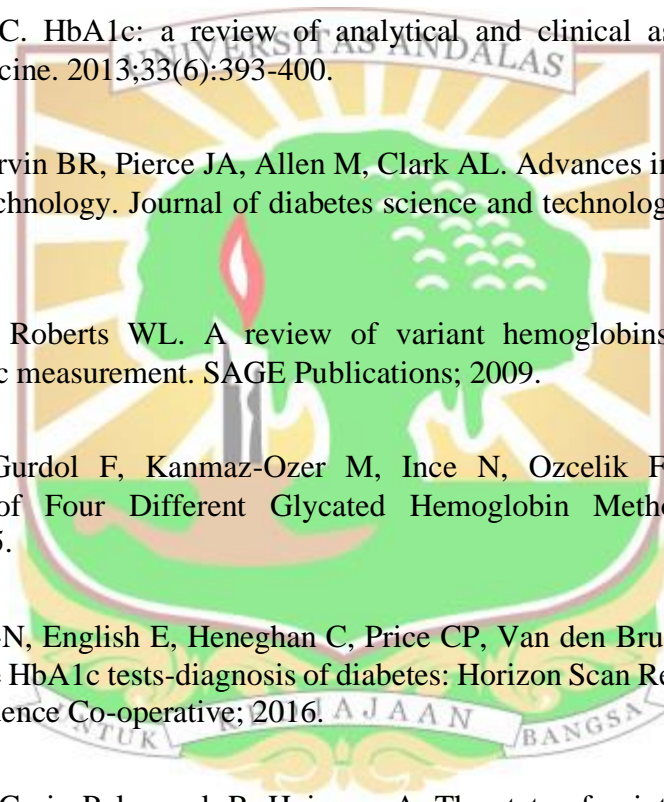
26. Genc S, Gurdol F, Kanmaz-Ozer M, Ince N, Ozcelik F. The Analytical Performances of Four Different Glycated Hemoglobin Methods. *Med chem*. 2014;4(6):501-5.

27. Schaffert L-N, English E, Heneghan C, Price CP, Van den Bruel A, Plüddemann A. Point-of-care HbA1c tests-diagnosis of diabetes: Horizon Scan Report 0044. *NIHR: Diagnostic Evidence Co-operative*; 2016.

28. Larsson A, Greig-Pylypczuk R, Huisman A. The state of point-of-care testing: a European perspective. *Upsala journal of medical sciences*. 2015;120(1):1-10.

29. Grant D, Dunseath G, Churm R, Luzio S. Comparison of a point-of-care analyser for the determination of HbA1c with HPLC method. *Practical laboratory medicine*. 2017;8:26-9.

30. Sánchez-Mora C, Rodríguez-Oliva MS, Fernández-Riejos P, Mateo J, Polo-Padillo J, Goberna R, et al. Evaluation of two HbA1c point-of-care analyzers. *Clinical chemistry and laboratory medicine*. 2011;49(4):653-7.



31. Thevarajah M, Nadzimah M, Chew Y. Interference of hemoglobinA1c (HbA1c) detection using ion-exchange high performance liquid chromatography (HPLC) method by clinically silent hemoglobin variant in University Malaya Medical Centre (UMMC)—A case report. *Clinical biochemistry*. 2009;42(4-5):430-4.

32. Cho N, Shaw J, Karuranga S, Huang Y, da Rocha Fernandes J, Ohlrogge A, et al. IDF Diabetes Atlas: Global estimates of diabetes prevalence for 2017 and projections for 2045. *Diabetes research and clinical practice*. 2018;138:271-81.

33. Federation I. 2017. International Diabetes Federation. IDF Diabetes Atlas, 8th edn. Brussels, Belgium: International Diabetes Federation, 2017. 2017.

34. Mirasol R, Thai AC, Salahuddin AA, Tan K, Deerochanawong C, Mohamed M, et al. A consensus of key opinion leaders on the Management of pre-diabetes in the Asia-Pacific Region. *Journal of the ASEAN Federation of Endocrine Societies*. 2017;32(1):6.

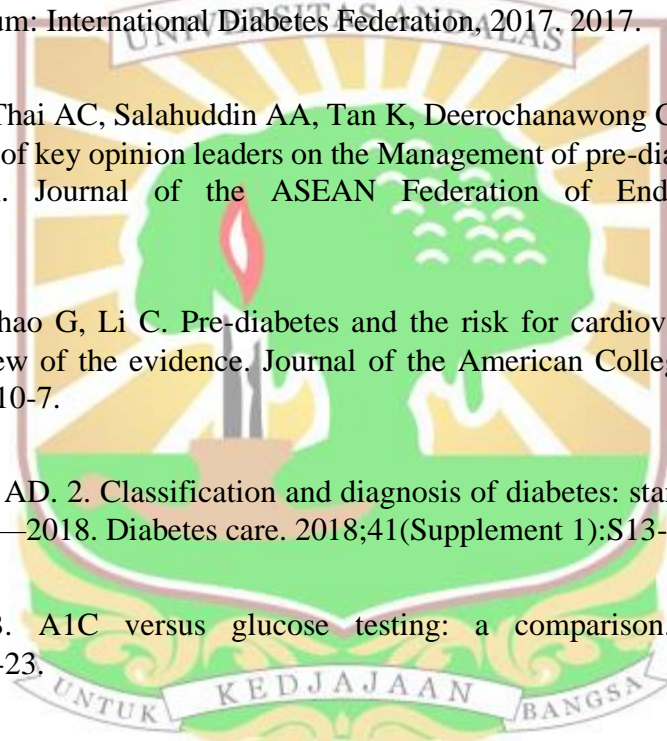
35. Ford ES, Zhao G, Li C. Pre-diabetes and the risk for cardiovascular disease: a systematic review of the evidence. *Journal of the American College of Cardiology*. 2010;55(13):1310-7.

36. Association AD. 2. Classification and diagnosis of diabetes: standards of medical care in diabetes—2018. *Diabetes care*. 2018;41(Supplement 1):S13-S27.

37. Sacks DB. A1C versus glucose testing: a comparison. *Diabetes care*. 2011;34(2):518-23.

38. Yildiz BO, Bozdog G, Yapici Z, Esinler I, Yarali H. Prevalence, phenotype and cardiometabolic risk of polycystic ovary syndrome under different diagnostic criteria. *Human reproduction*. 2012;27(10):3067-73.

39. Lerchbaum E, Schwetz V, Giuliani A, Obermayer-Pietsch B. Assessment of glucose metabolism in polycystic ovary syndrome: HbA1c or fasting glucose compared with the oral glucose tolerance test as a screening method. *Human Reproduction*. 2013;28(9):2537-44.



40. Pelanis R, Mellembakken JR, Sundström-Poromaa I, Ravn P, Morin-Papunen L, Tapanainen JS, et al. The prevalence of Type 2 diabetes is not increased in normal-weight women with PCOS. *Human reproduction*. 2017;32(11):2279-86.

41. Sherwani SI, Khan HA, Ekhzaimy A, Masood A, Sakharkar MK. Significance of HbA1c test in diagnosis and prognosis of diabetic patients. *Biomarker insights*. 2016;11:BM1. S38440.

42. Thewjitcharoen Y, Elizabeth AJ, Butadej S, Nakasatien S, Chotwanvirat P, Wanothayaroj E, et al. Performance of HbA1c versus oral glucose tolerance test (OGTT) as a screening tool to diagnose dysglycemic status in high-risk Thai patients. *BMC endocrine disorders*. 2019;19(1):23.

43. Renuka P, Shakthiya T, Vinodhini V. Study of Glycated Hemoglobin Levels in Polycystic Ovary Syndrome. *Asian Journal of Pharmaceutical and Clinical Research*. 2018;11:191-3.

44. Goodarzi MO, Dumesic DA, Chazenbalk G, Azziz R. Polycystic ovary syndrome: etiology, pathogenesis and diagnosis. *Nature reviews endocrinology*. 2011;7(4):219.

45. Kim JJ, Choi YM, Cho YM, Jung HS, Chae SJ, Hwang KR, et al. Prevalence of elevated glycated hemoglobin in women with polycystic ovary syndrome. *Human reproduction*. 2012;27(5):1439-44.

46. Pertynska-Marczewska M, Diamanti-Kandarakis E, Zhang J, Merhi Z. Advanced glycation end products: a link between metabolic and endothelial dysfunction in polycystic ovary syndrome? *Metabolism*. 2015;64(11):1564-73.

47. Messinis IE, Messini CI, Anifandis G, Dafopoulos K. Polycystic ovaries and obesity. *Best Practice & Research Clinical Obstetrics & Gynaecology*. 2015;29(4):479-88.

48. Ghasemi A, Tohidi M, Derakhshan A, Hashemina M, Azizi F, Hadaegh F. Cut-off points of homeostasis model assessment of insulin resistance, beta-cell function, and fasting serum insulin to identify future type 2 diabetes: Tehran Lipid and Glucose Study. *Acta diabetologica*. 2015;52(5):905-15.

49. Shah D, Rasool S. PCOS and metabolic syndrome: the worrisome twosome. *Endocrinol Metab Syn*. 2015;4:2.



50. Srikanthan K, Feyh A, Visweshwar H, Shapiro JJ, Sodhi K. Systematic review of metabolic syndrome biomarkers: a panel for early detection, management, and risk stratification in the West Virginian population. *International journal of medical sciences*. 2016;13(1):25.

51. Fauser B, Tarlatzis BC, Rebar RW, Legro RS, Balen AH, Lobo R, et al. Consensus on women's health aspects of polycystic ovary syndrome (PCOS): the Amsterdam ESHRFJASRM-Sponsored 3rd PCOS Consensus Workshop Group. 2012;97(1):28-38.

52. Gluszak O, Stopinska-Gluszak U, Glinicki P, Kapuscinska R, Snochowska H, Zgliczynski W, et al. Phenotype and metabolic disorders in polycystic ovary syndrome. 2012;2012.

53. Guastella E, Longo RA, Carmina EJF, sterility. Clinical and endocrine characteristics of the main polycystic ovary syndrome phenotypes. 2010;94(6):2197-201.

54. Bala M, Meenakshi MK, Gupta AJE. Correlation of HbA1C levels with body mass index in newly diagnosed polycystic ovary syndrome. 2017;28(3):196.

55. Sobti S, Dewan R, Ranga SJIIRCOG. Metabolic syndrome and insulin resistance in PCOS phenotypes. 2017;6(11):5067-51.

